

Lighting Notebook

All lighting setups
of Good Light! Mag,
SmokingStrobes
and Michael Zelbel



Presented by

Good Light! Magazine

Register for Updates

In order to receive download links to future versions of this eBook, please register the email address that you used to purchase this ebook.

Future versions will contain corrections and additional lighting setups

<http://www.goodlightmag.com/notebook-register>



Lighting Notebook







Good Light! Magazine



Copyright 2015 by Zelbel Ltd & Co.KG. ALL RIGHTS RESERVED.








This book contains material protected under International Copyright Laws and Treaties. Any unauthorized reprint or use of this material is prohibited. No part of this book may be reproduced or transmitted in any form or by any means, electronic or mechanical, including photocopying, recording, or by any information storage and retrieval system without express written permission from the author.


One Light





Two Lights









Multiple Lights

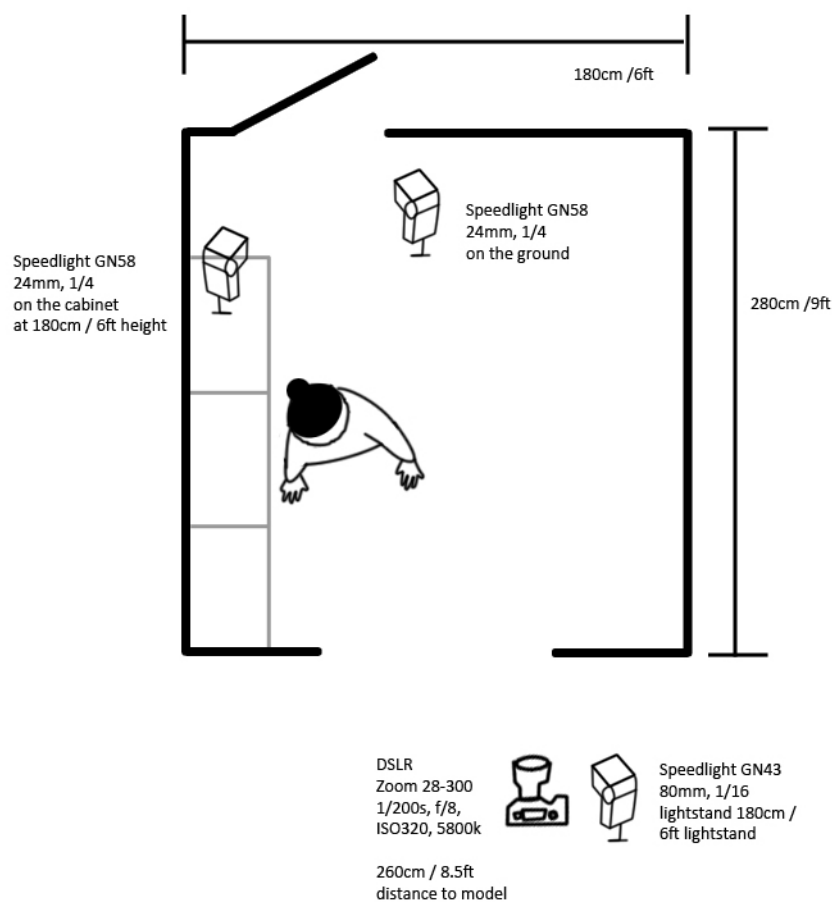




Available Light



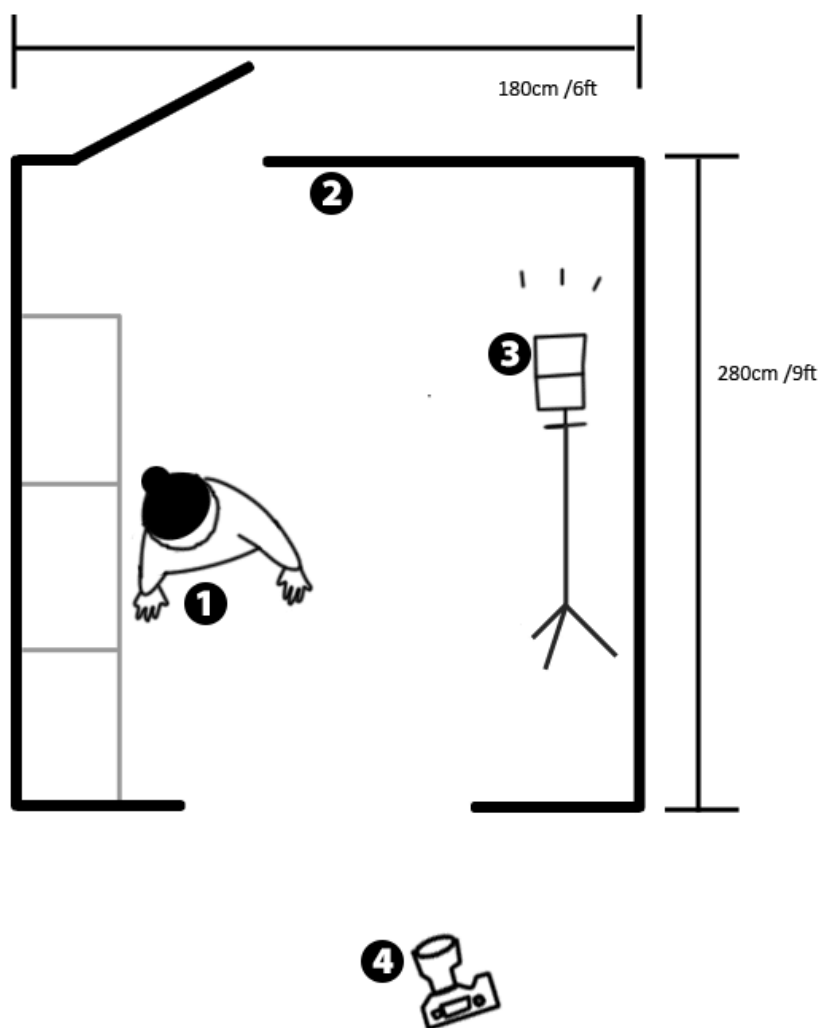
0001 Inside White Sphere



1. Model leaning against white cupboard
2. White walls of a small room
3. Speedlight Canon 580 EX II, 24mm, 1/4 power at 180cm / 6ft height on the cabinet
4. Speedlight Canon 580 EX II, 24mm, 1/4 power on the ground
5. Speedlight Canon 430 EX II, 80mm, 1/16 power on lightstand at 180cm / 6ft height
6. Canon 5D MK II, 1/200s, f/8, ISO320, 5800k with zoom EF 28-300mm f/3.5-5.6L IS, distance to model: 260cm / 8.5 ft

Video: <http://www.goodlightmag.com/0067highkey>

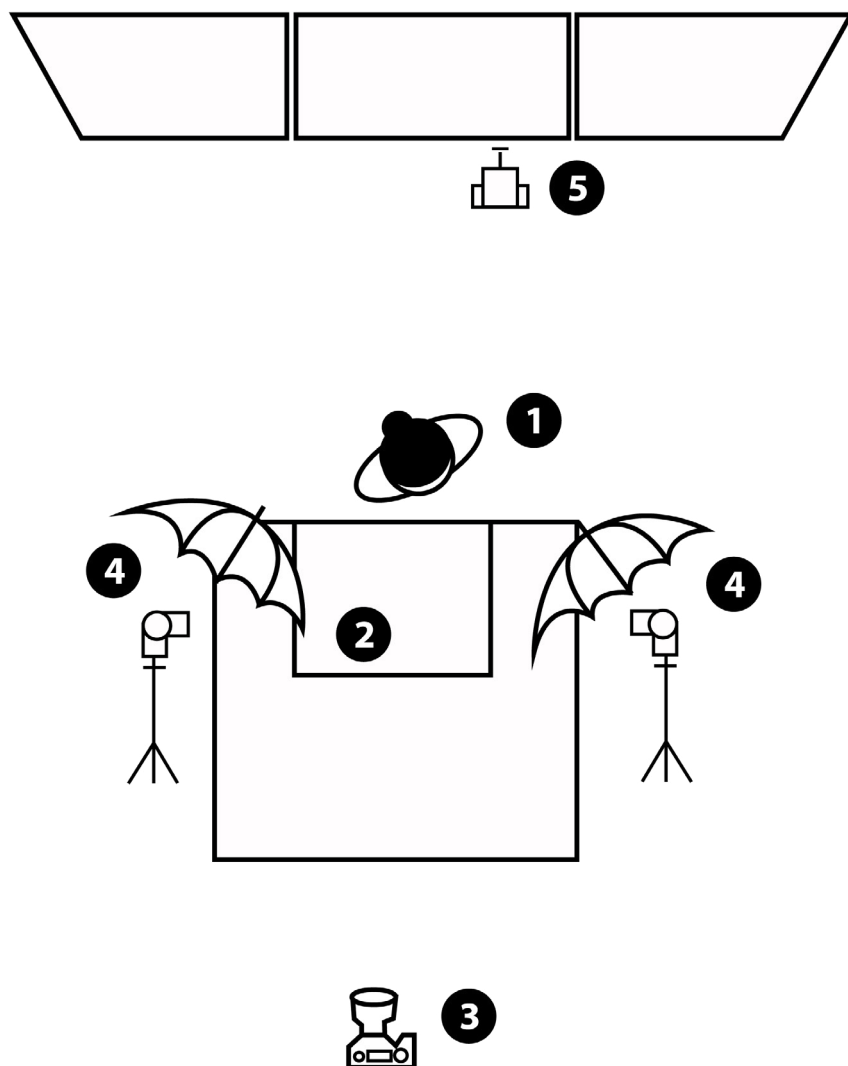
0002 White Sphere Onelight



1. Model(s)
2. Door and white walls of a 6ft x 9ft stock room
3. Speedlight GN 58, 24mm, 1/2 power directed upwards to back wall, 6 ft lightstand,
4. DSLR, 1/200s, f/5, ISO320, 5800k, 8.5 ft distance to model

Video: <http://www.goodlightmag.com/0068lightsphere>

0003 Bright Flexible Portrait



1. Model
2. White towel
3. DSLR, 200mm, 1/200s, f/11, ISO400
4. Speedlight GN58, TTL, 24mm, shoot-through umbrella
5. Speedlight GN58, Group C, ETTL +1 f-stop, 14mm
6. Windows with roller blinds

Model: Amelia

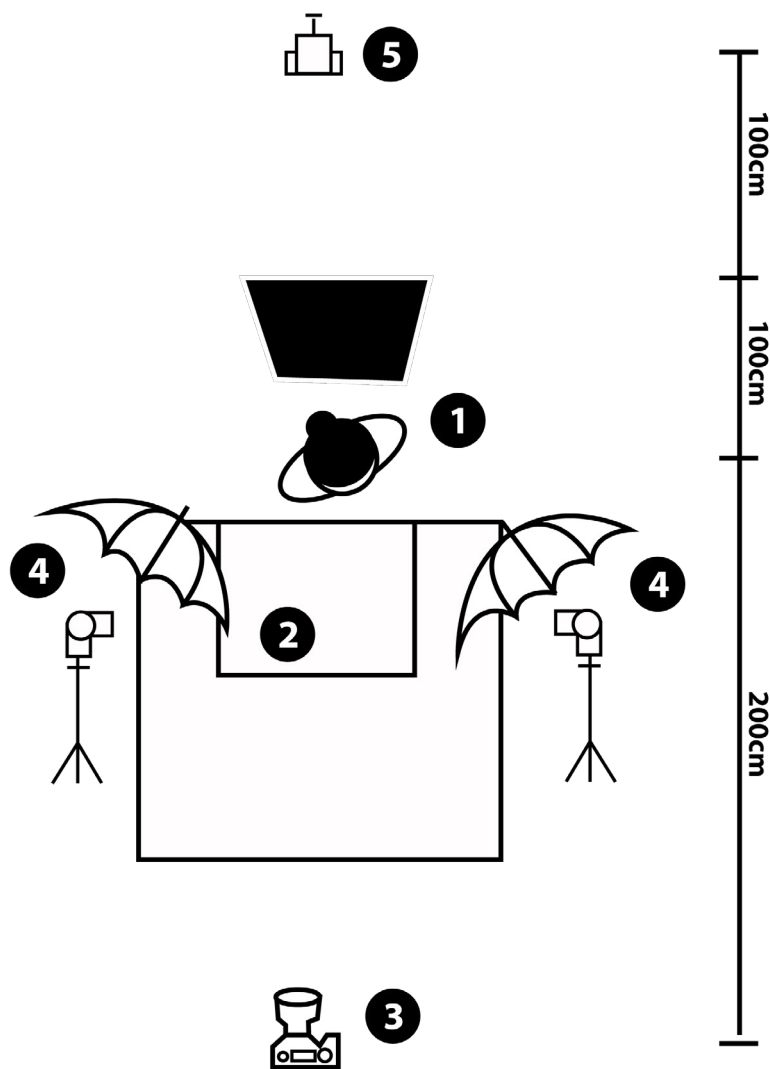
Styling: Nizi

Location: Hotelroom in Beijing, China

Video: <http://www.goodlightmag.com/0069flex>

With a tiny modification you can turn this setup into a dark portrait setup. Just see the next setup.

0004 Dark Flexible Portrait



1. Model
2. White towel
3. DSLR, 200mm, 1/200s, f/11, ISO400
4. Speedlight GN58, TTL, 24mm, shoot-through umbrella
5. Speedlight GN58, Group C, ETTL +1 f-stop, 14mm
6. Windows with roller blinds

Model: Amelia

Styling: Nizi

Location: Hotelroom in Beijing, China

Video: <http://www.goodlightmag.com/0069flex>

With a tiny modification you can turn this setup into a bright portrait setup. Just see the previous setup

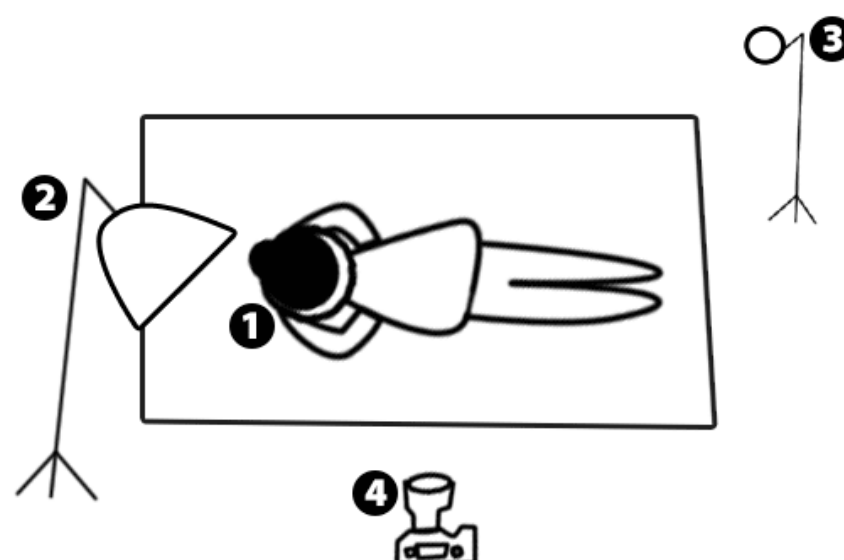
0005 Urban Fashion Floor




1. Model
2. Main Light Octabox 100cm (36")
Elinchrom
3. Slave Light Quadra A-Head
4. NIKON D300S, prime lens 105 2.8,
f/7.1 1/125 ISO 200

Model: Sara-Joleen
Photographer: Jeean Alvarez,
<http://www.jeeanphotography.com>

Source: <http://www.goodlightmag.com/magazine-issue-02>



0006 Urban Fashion Print




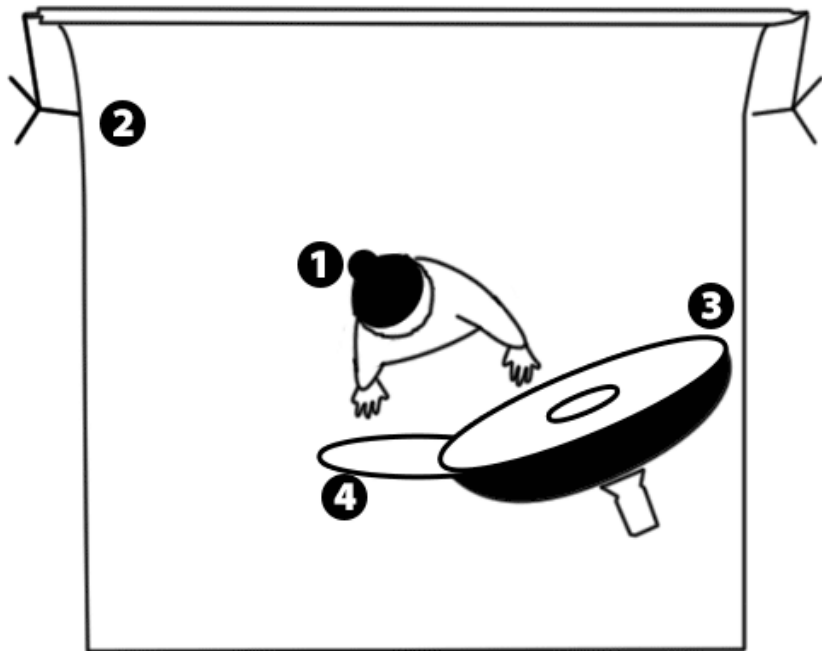
1. Model
2. Main Light Octabox 100cm (36") Elinchrom
3. Slave Light Quadra A-Head
4. NIKON D300S, prime lens 105 2.8, f/7.1 1/125 ISO 200

Model: Sara-Joleen

Photographer: Jeean Alvarez, <http://www.jeeanphotography.com>

Source: <http://www.goodlightmag.com/magazine-issue-02>

0007 Directional Beauty Portrait




1. Model
2. Backdrop
3. 44cm White beauty-dish above model, Elinchrom D-Lite 4 it, 2.5-3.0 power
4. Silver Reflector below torso
5. Canon EOS 7D, 1/200sec, f/11, ISO 200, Canon EF 100mm f/2.8L IS USM MACRO

Model: Maria

Photographer: Ariel Cohen, <http://www.ariel-c.com>

Source: <http://www.goodlightmag.com/magazine-issue-02>

0008 Shopping Bag Portrait



1. Model
2. Dark, wooden table
3. White shopping bag, 54 x 44cm, with Speedlight GN58, 1/16 power, 24mm
4. DSLR, 1/200s, f/2.8, ISO 100, 5600k

- Good Light! Magazine: Issue 02

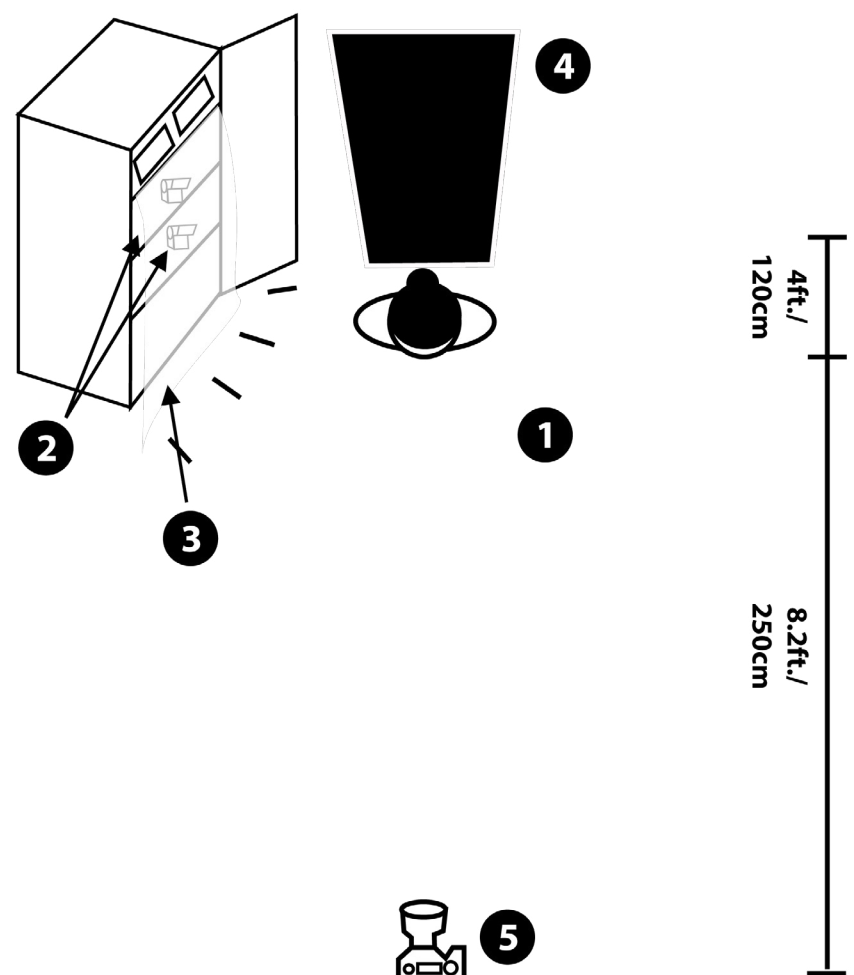
Video: <http://www.goodlightmag.com/0070bag>

Source: <http://www.goodlightmag.com/magazine-issue-02>

0009 Showercurtain Softbox



1. Model
2. Speedlight, GN58, 1/8 power
3. Translucent, white shower curtain
4. Reflector, black, 4ft. x 6 ft. /120 cm x 180cm
5. DSLR, Zoom 28-300, 1/125s, f/8, ISO200 + Speedlight GN58, 1/32 Power

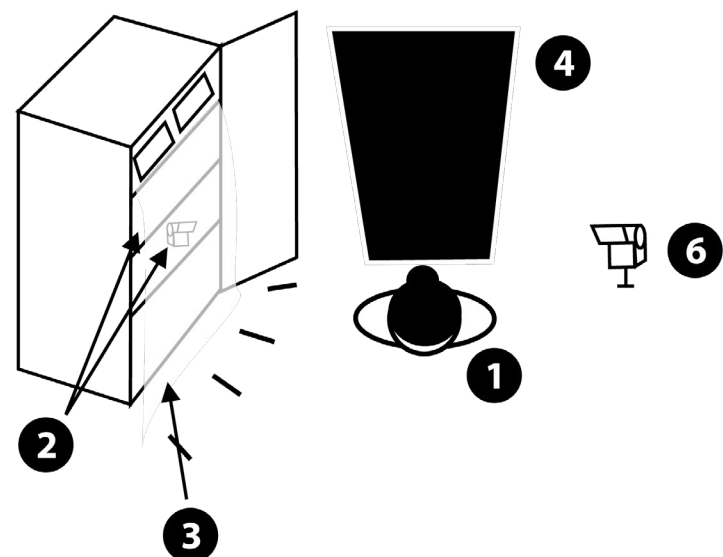


Video: <http://www.goodlightmag.com/0071shower>

0010 Showercurtain and Kicker




1. Model
2. Speedlight, GN58, 1/8 power
3. Translucent, white shower curtain
4. Reflector, black, 4ft. x 6 ft. /120 cm x 180cm
5. DSLR, Zoom 28-300, 1/125s, f/8, ISO200 + Speedlight GN58, 1/32 Power
6. Speedlight GN43, 1/32 Power



Video: <http://www.goodlightmag.com/0072shower>



0011 Present on White



1. Model
2. White paper backdrop
3. Speedlight GN58, 1/4 power, 24mm, radio trigger
4. White umbrella, shoot through, 40" / 100 cm
5. Speedlight GN58, 1/2 power, 24mm, slave mode, flagged with paper
6. Speedlight GN58, 1/2 power, 24mm, slave mode, flagged with paper
7. DSLR, 85mm, 1/200s, f/8, ISO320, 5600k

Video: <http://www.goodlightmag.com/0073ribbon>

Source: <http://www.goodlightmag.com/magazine-issue-03>

0012 Present in Livingroom

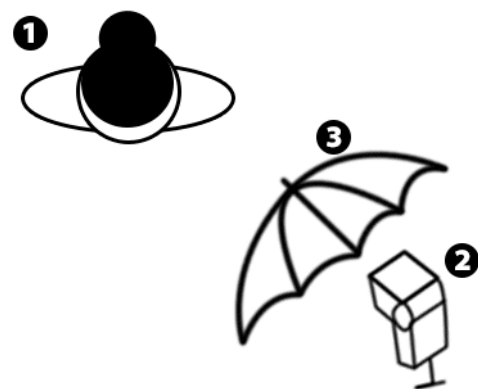


1. Model
2. Speedlight GN58, 24mm, 1/8 power with Lee 204 CTO gel
3. White umbrella, shoot through, 30" / 76 cm
4. DSLR 85mm 1/100s, f/1.8, ISO320, 4000k

Model: Emily Wei
Photographer: Michael Zelbel
Good Light! Magazine: Issue 03

Video: <http://www.goodlightmag.com/0074present>

Source: <http://www.goodlightmag.com/magazine-issue-03>




0013 Three-Point Candle-Light



1. Model laying on black fabric
2. Main Light: 3-5 candles
3. Fill Light: 2-3 candles
4. Kicker Light: 3 candles on a stool
5. DSLR 50mm 1/60s, f/1.8 (+ /- 0.2) ISO 2500, 4000k

Video: <http://www.goodlightmag.com/0075candle>


Source: <http://www.goodlightmag.com/magazine-issue-03>



0014 Snowy Bodyscapes



1. Model
2. Speedlight GN58, 1/2 power, 24 mm
3. White umbrella shoot through 40" / 100 cm
4. Speedlight GN58, 1/8 power, 24 mm
5. White umbrella shoot through 40" / 100 cm
6. DSLR Zoom 28-300 1/200s, f/11, ISO160, 5600k



Video: <http://www.goodlightmag.com/0076snow>

Source: <http://www.goodlightmag.com/magazine-issue-03>

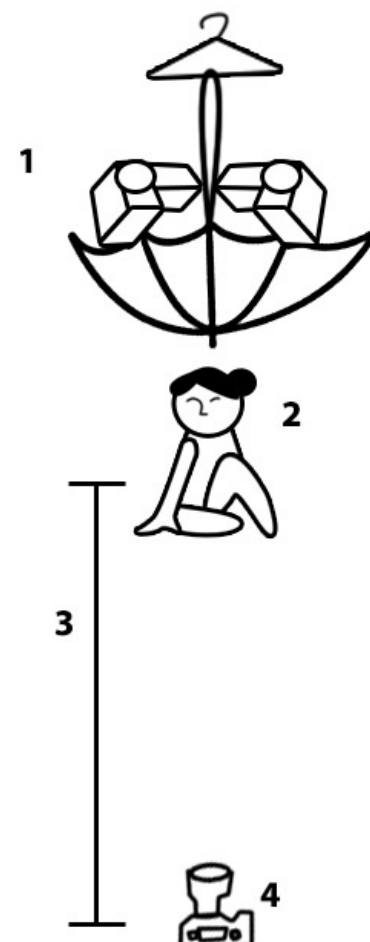


0015 Umbrella Hanging in Hotel

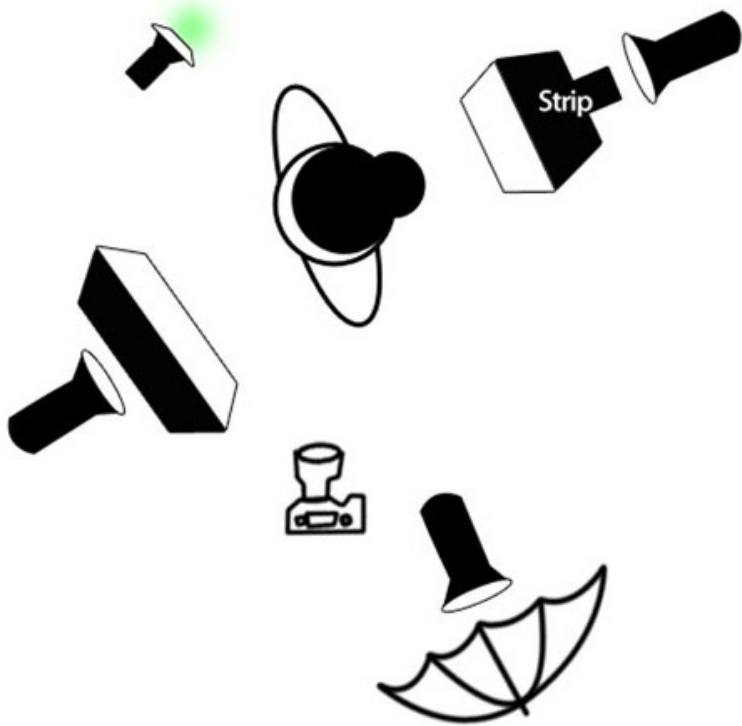


1. Two Speedlights, GN58, 1/4 power, 50mm, Group B
2. Model sitting on the floor
3. 10 ft./300cm distance from camera to model
4. DSLR, zoom 28-300@70mm, 1/200s, f/8, ISO200, Speedlight GN58, 1/128power, Group A

Video: <http://www.goodlightmag.com/0077top>



0016 Color Patch Artistic



Light sources used:

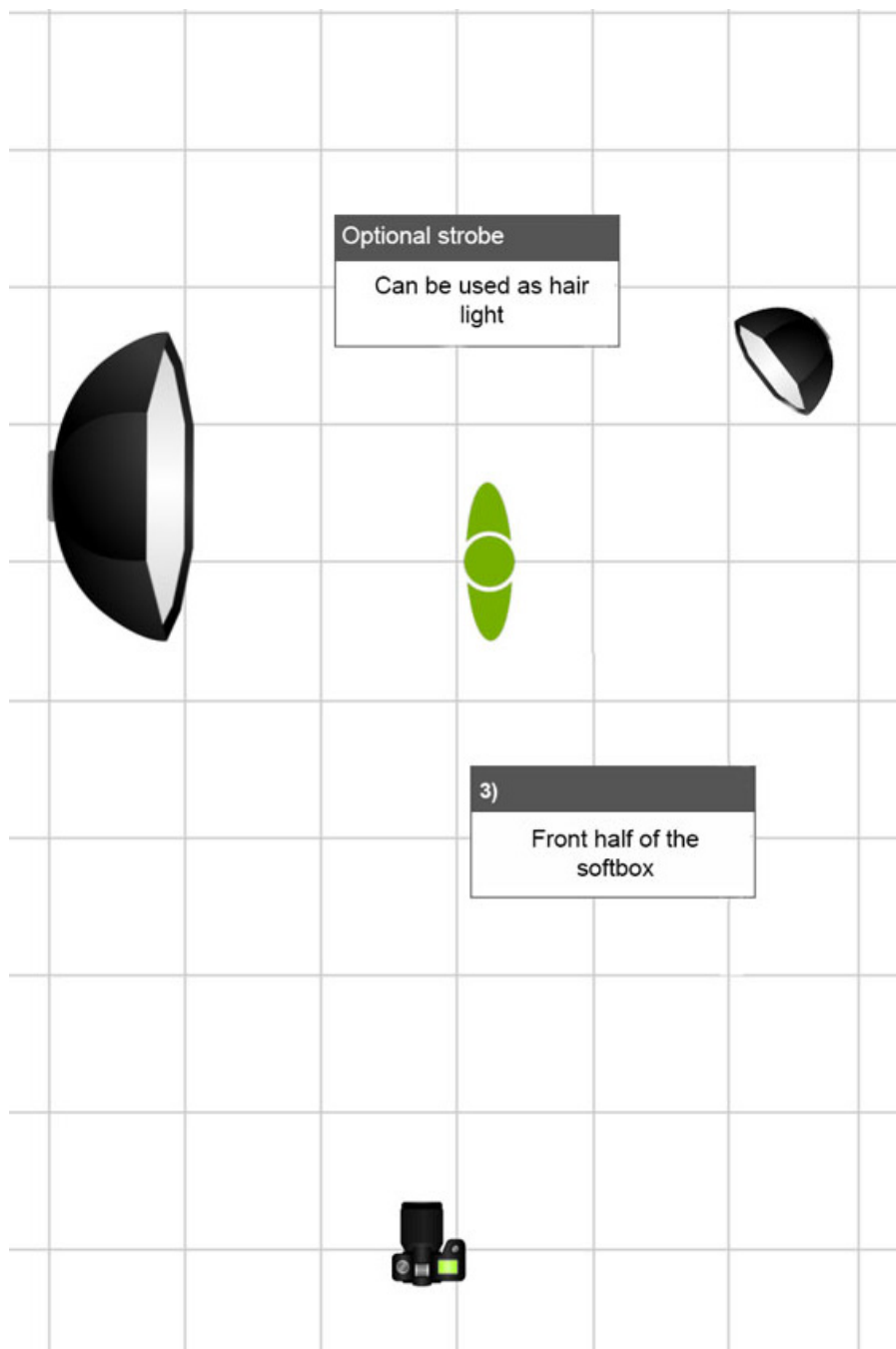
- A green spot on a black wall as background
- A softbox from the front side
- A strip light from behind the top of the hair
- An umbrella from further back to lift the contrast

Nikon D3, 2,8/24-70 at f/10.0, 38mm focal length

© by Guenter Meindl, <http://meindl.at.tt>

Source: <http://www.goodlightmag.com/magazine-issue-03>

0017 Octabox Side Lighting



If you place your model within the nearest half of the Octabox, you will get a more “artistic” effect, letting the farthest part of the model body, from the light source, more or less in the shadow. Here again, by moving the model you will get some variations.

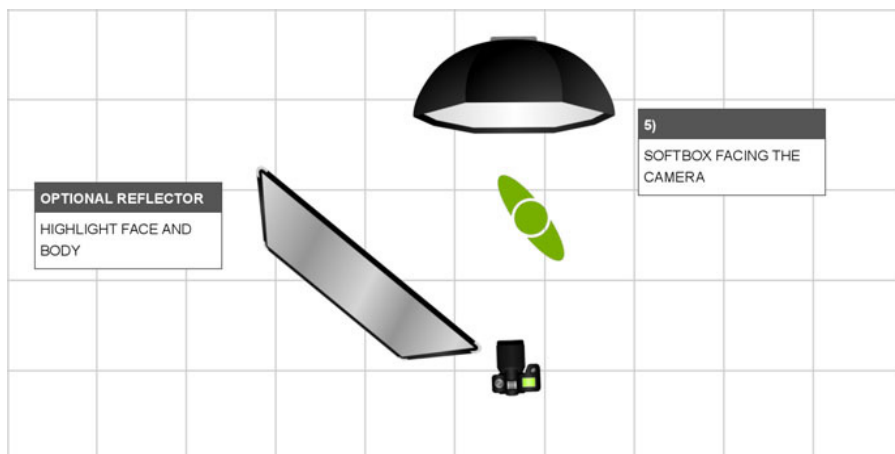
In order to improve your lighting plan you can use another light source as kicker light and, at the same time, as hair light. It’s just a question of direction and height.

© by Jacques Rattaz, <http://www.glamboudoir.ch>

Video: <http://www.goodlightmag.com/0078octa>

Source: <http://www.goodlightmag.com/magazine-issue-03>

0018 Octabox Back Lighting




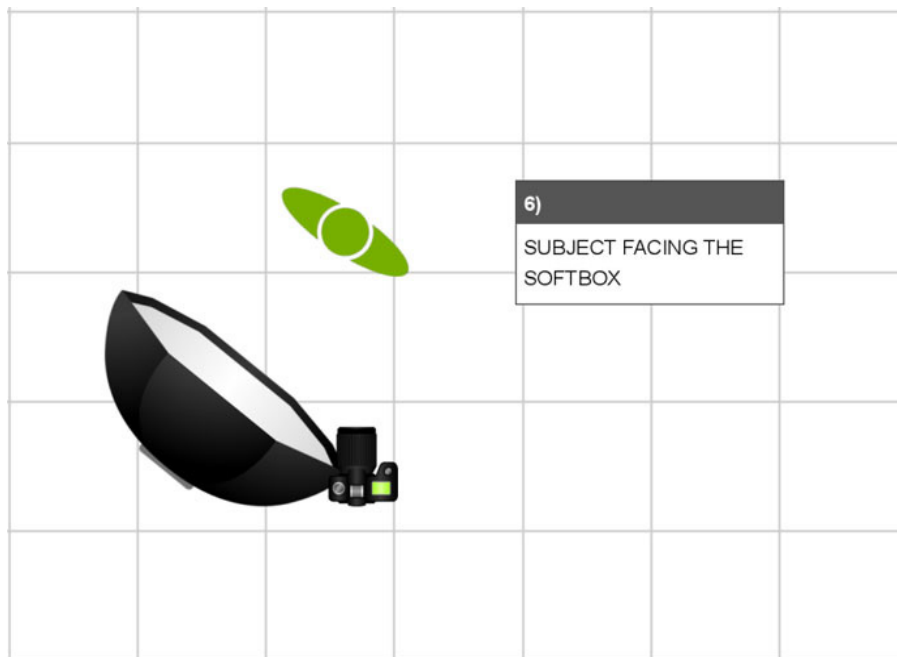
By placing the model in front of an Octabox, oriented directly against the camera, you will get a back-lit photograph. The big size of the Octabox allows the light to wrap around the subject with a foggy effect. This will avoid a too Chinese shadow style. In a small studio, the reflexion of floor and walls will also help to lighten the model. You can also use a big piece of white fabric or any reflector to reinforce the effect.

© by Jacques Rattaz, <http://www.glamboudoir.ch>

Video: <http://www.goodlightmag.com/0078octa>

Source: <http://www.goodlightmag.com/magazine-issue-03>

0019 Octabox Side Portrait



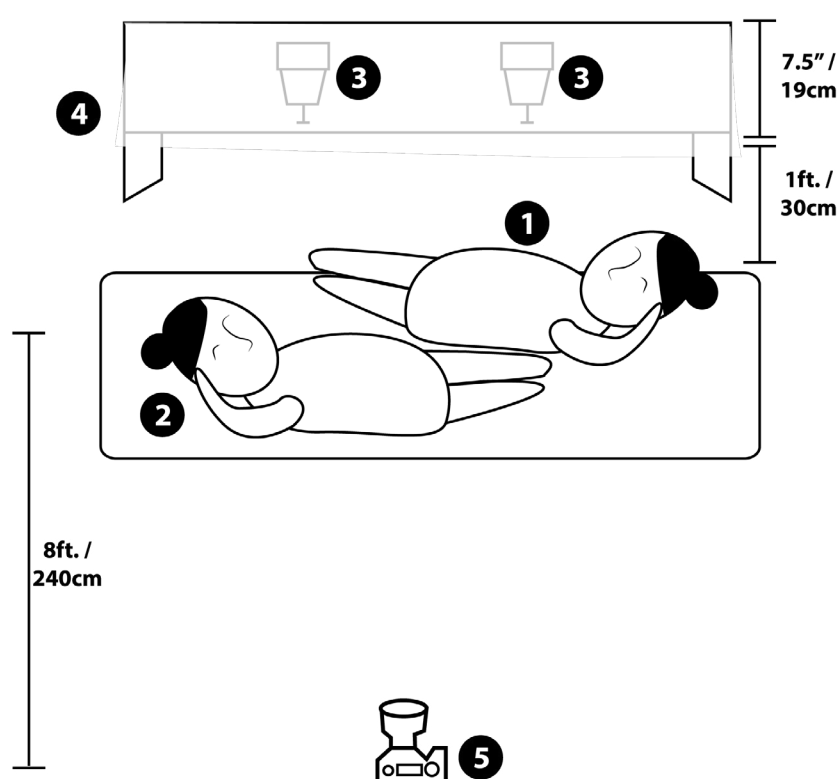
You can use the Octabox to shoot some very stunning headshots. You can be sure that almost all models or customers will appreciate this is a kind of “safe way”. The picture will have soft shadows, the small spots and wrinkles on the models skin will be erased or blurred, the eyes vivacity will “explode”. Just put the Octabox in front of the model, in the axis of the camera.

© by Jacques Rattaz, <http://www.glamboudoir.ch>

Video: <http://www.goodlightmag.com/0078octa>

Source: <http://www.goodlightmag.com/magazine-issue-03>


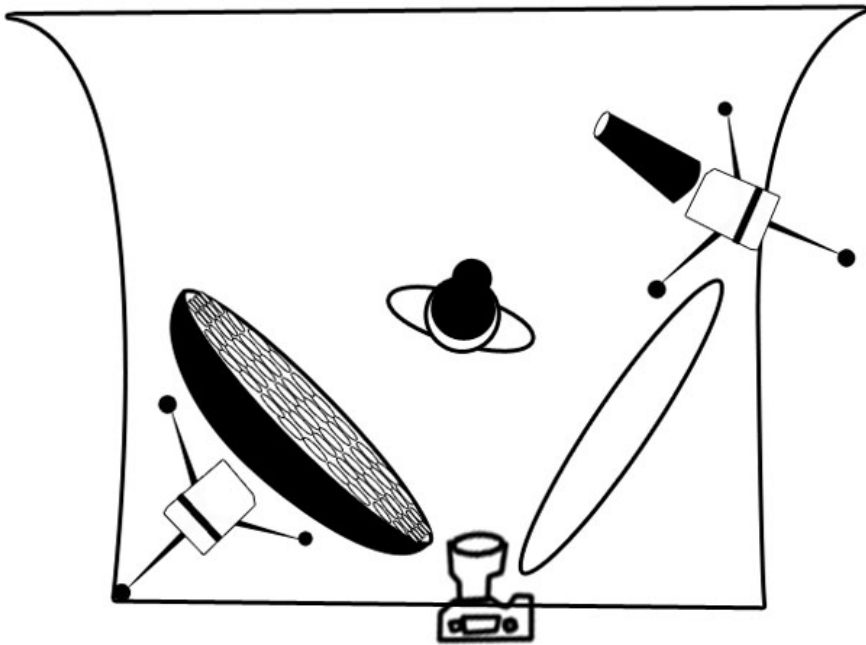
0020 Kitchen Paper Striplight



1. Two models laying on the reflector
2. Reflector, black, 4 ft. x 6 ft., 120 cm x 180 cm
3. 2x Speedlight GN58, 1/4 power, 28mm, Group B
4. white kitchen paper
5. DSLR, ca. 100mm, 1/200s, f/16, ISO400, Speedlight GN58 at 1/32 power, Group A

Video: <http://www.goodlightmag.com/0079strip>

0021 Gridded Dish Portrait

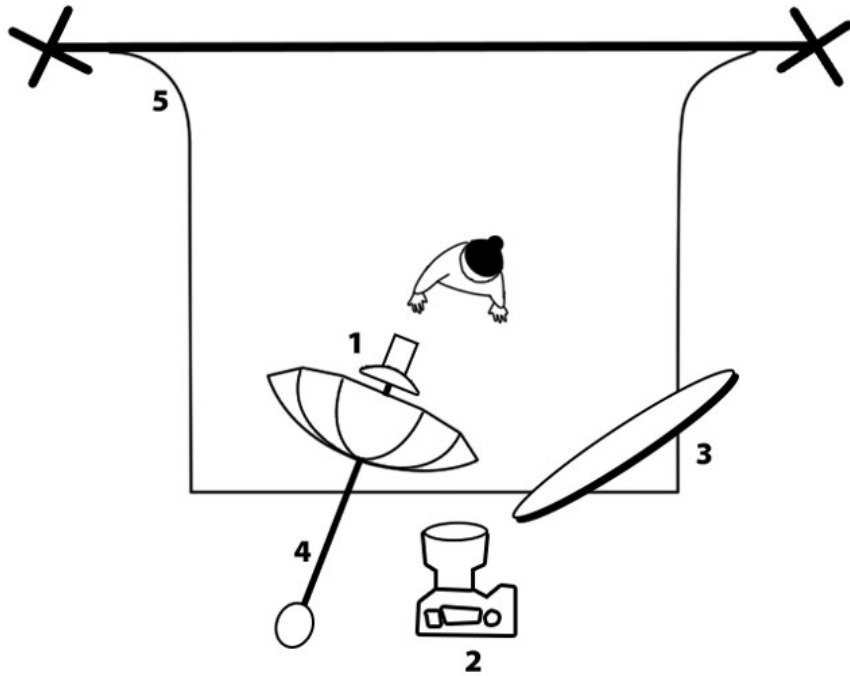


I used an inflatable grey background, which can be carried, in a small bag to any location. I positioned a studio flash with a gridded beauty dish on the left side of the camera. A white reflector was on the right side of the camera, close to the model. A second studio flash with a snoot projected the spot behind the model.

© by Sara Pulvermüller, <http://goo.gl/etR8rE>

Source: <http://www.goodlightmag.com/magazine-issue-03>

0022 Good Friday Fashion

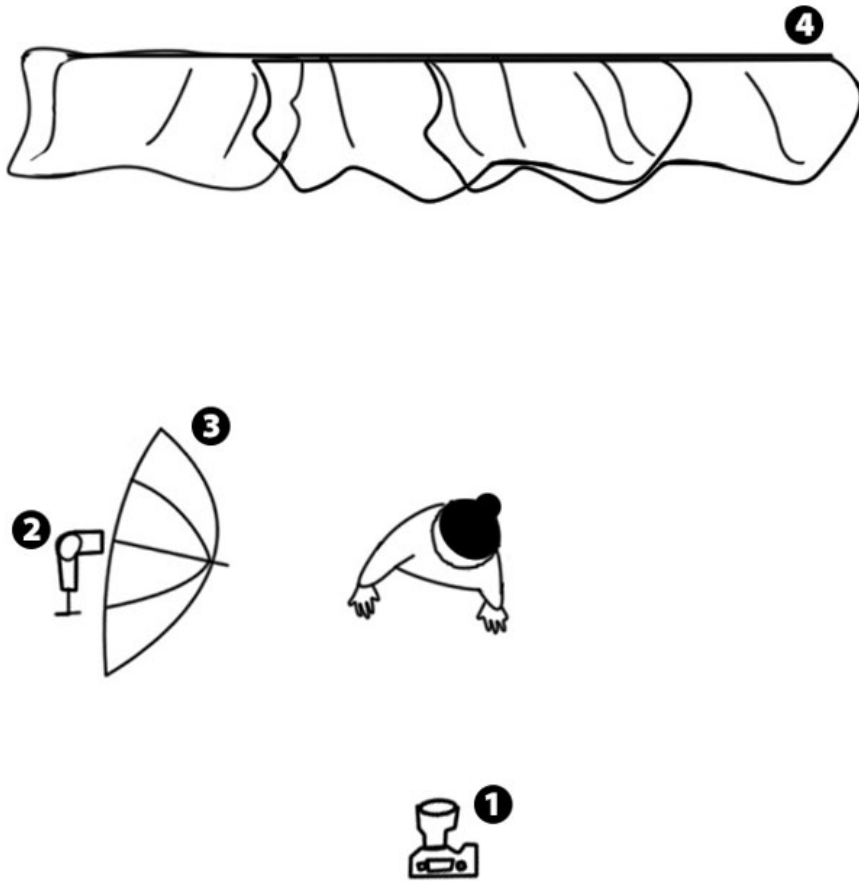


1. Studio strobe (250 Ws), 2m silver reflective umbrella from above (!)
2. Nikon D200 with Nikkor 50mm 1,8
3. Reflector (silver)
4. Boomstand
5. Backdrop

© by Florian Danner, <http://www.floriandanner.com> and
Carina Musitowski, <http://www.musitowski.com>

Source: <http://www.goodlightmag.com/magazine-issue-04>

0023 Neo Noir Lighting



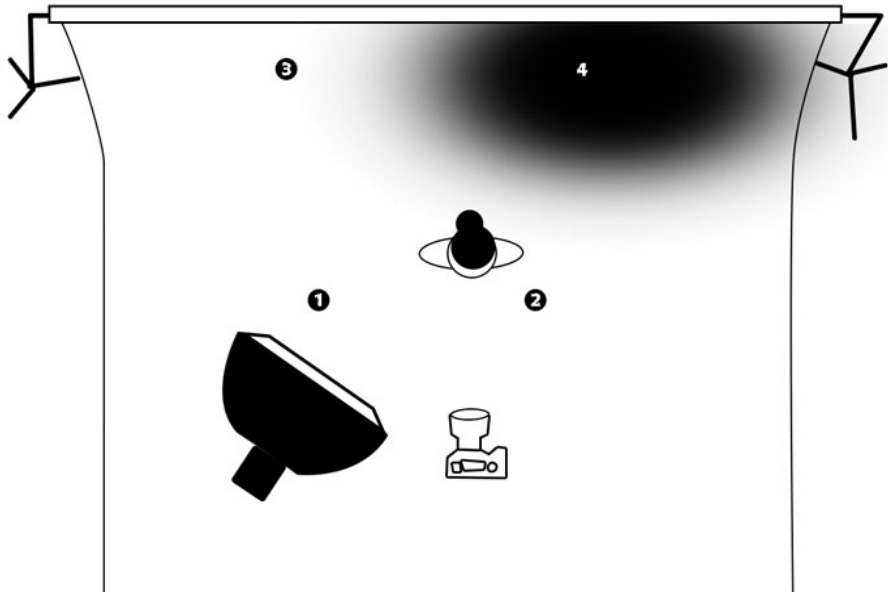
1. DSLR 50mm 1/200s, f/2.8, ISO160, 5600k
2. Speedlight GN58 1/16 105 mm
3. White umbrella shoot through 30" / 76 cm
4. Window with curtain

Download the Lightroom Preset for the contrasty black & white effect:
<http://www.goodlightmag.com/neo-noir-download>

Video: <http://www.goodlightmag.com/0125noir>

Source: <http://www.goodlightmag.com/magazine-issue-04>

0024 Onelight Rembrandt Lighting



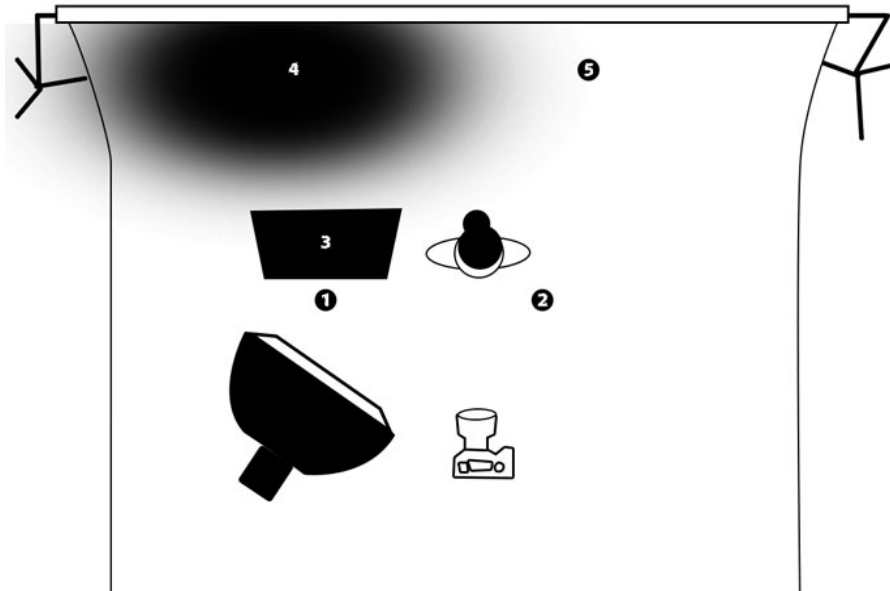
1. Lightest side of the model
2. Darkest side of the model
3. Lightest side of the background
4. Darkest side of the background

© by Jacques Rattaz, <http://www.glamboudoir.ch>

Video: <http://www.goodlightmag.com/0080rem>

Source: <http://www.goodlightmag.com/magazine-issue-04>

0025 Rembrandt Opposite Background



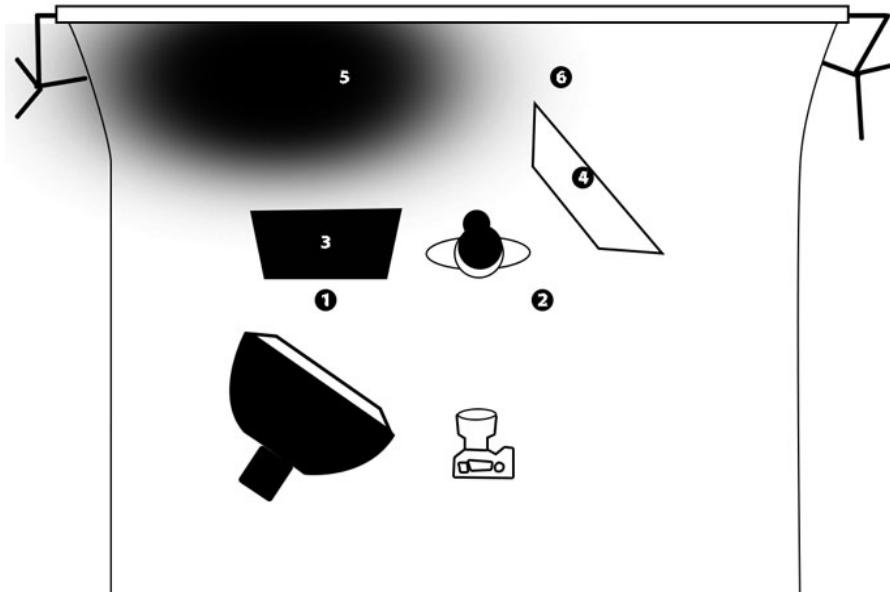
1. Lightest side of the model
2. Darkest side of the model
3. Gobo (flag)
4. Darkest side of the background
5. Lightest side of the background

© by Jacques Rattaz, <http://www.glamboudoir.ch>

Video: <http://www.goodlightmag.com/0080rem>

Source: <http://www.goodlightmag.com/magazine-issue-04>

0026 Rembrandt Opposite Kicker




1. Lightest side of the model
2. Darkest side of the model
3. Gobo (flag)
4. White reflector
5. Darkest side of the background
6. Lightest side of the background

© by Jacques Rattaz, <http://www.glamboudoir.ch>

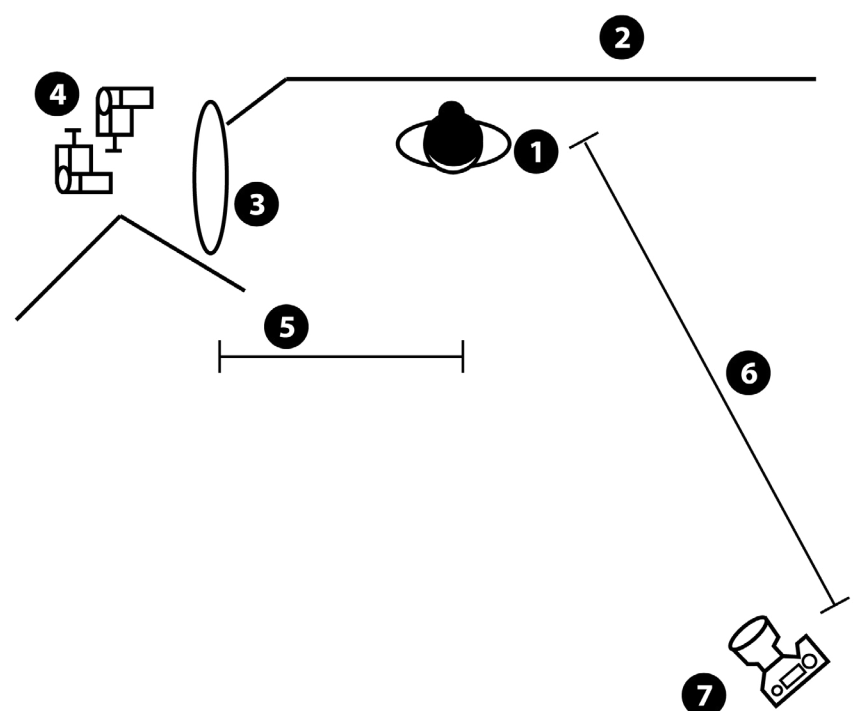
Video: <http://www.goodlightmag.com/0080rem>

Source: <http://www.goodlightmag.com/magazine-issue-04>

0027 Softbox Door





1. Model
2. Wall
3. Diffusor, white-translucent, 4ft x 6ft / 120cm x 180cm
4. 2x Speedlite 580 EX, Group B, 1/8 power
5. Distance diffusor to model: 3.25", 100cm
6. Distance camera to model: 8ft, 240cm
7. DSLR Zoom 28-300 at 60mm, 1/200s, f/11, ISO400, Speedlite 580 EX, Group A, 1/16 power



Video: <http://www.goodlightmag.com/0081door>

0028 Daylight at Beach

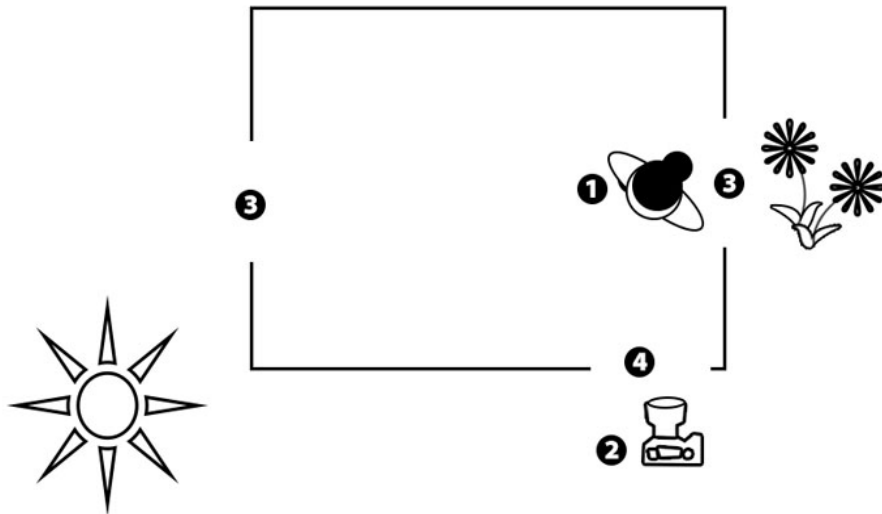


1. Model
2. Canon EOS 7D, Canon EF 24-70mm f/2.8L USM @ 70mm with ND Filter (2 stops)
ISO 200, 1/60, f/6.3
3. Softbox, Canon Speedlite 580EX II Power: 1/1
4. Silver Reflector

© by Ariel Cohen, <http://www.ariel-c.com>

Source: <http://www.goodlightmag.com/magazine-issue-04>

0029 Daylight in Room




1. Model
2. Canon EOS 7D, Canon EF 50mm f/1.8L II, ISO 100, 1/100, f/1.8
3. Window
4. Door

© by Ariel Cohen, <http://www.ariel-c.com>

Source: <http://www.goodlightmag.com/magazine-issue-04>

0030 Large Umbrella Cover Light

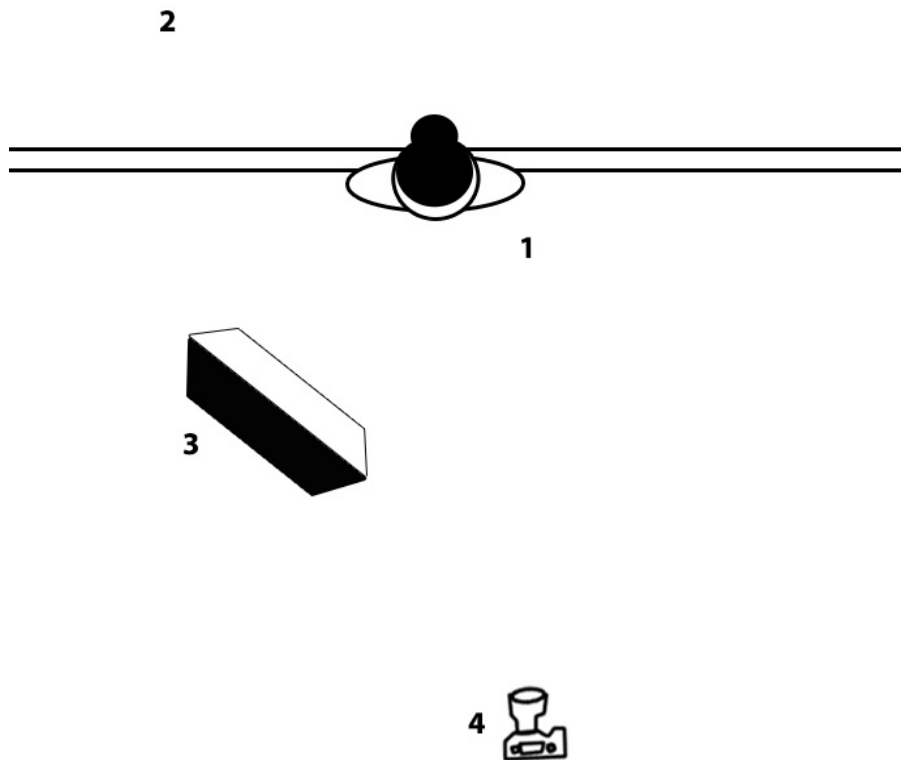


1. Model sitting on a table
2. White paper backdrop
3. 72" / 182cm shoot through umbrella with flash at 400ws
4. DSLR, 85mm, 1/200s, f/11, ISO320

Video: <http://www.goodlightmag.com/0082comp>

Source: <http://www.goodlightmag.com/magazine-issue-05>

0031 Outdoor Portrait HSS

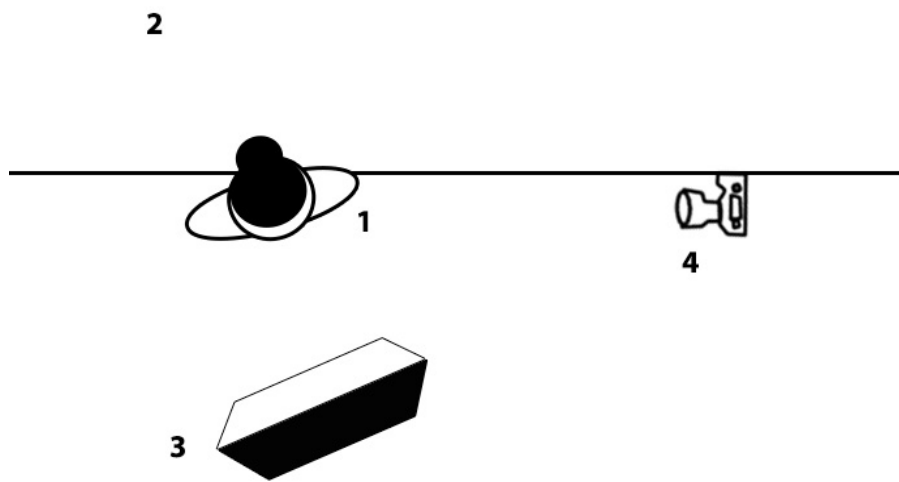


1. Model posing at the balustrade
2. Waterfront at the harbor
3. 60x90cm Phottix Easy-Up Softbox with Mitros Speedlight at HSS
4. DSLR, 85mm, 1/640s, f/2.8, ISO100

Video: <http://www.goodlightmag.com/0083hss>

Source: <http://www.goodlightmag.com/magazine-issue-05>

0032 Outdoor Onelight at Wall



1. Model at a slight angle to the camera
2. Old wall
3. 60x90cm Phottix Easy-Up Softbox with Mitros Speedlight at HSS
4. DSLR, 85mm, 1/640s, f/2.8, ISO100

Video: <http://www.goodlightmag.com/0083hss>

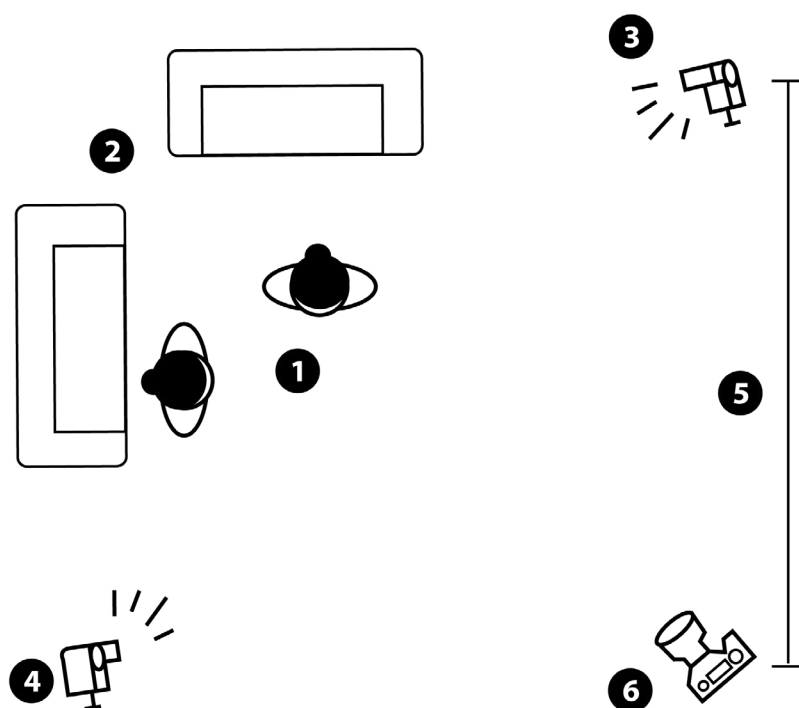
Source: <http://www.goodlightmag.com/magazine-issue-05>

0033 Hard Speedlights Under Ceiling



1. Models
2. Sofas
3. Speedlite 580 EX, Group A, 1/32 power, 50mm
4. Speedlite 580 EX, Group B, 1/15 power, 50mm
5. Distance Speedlite to camera: 10ft, 300cm
6. DSLR Zoom 28mm, 1/200s, f/9, ISO400, Speedlite 580 EX, Group A, 1/32 power

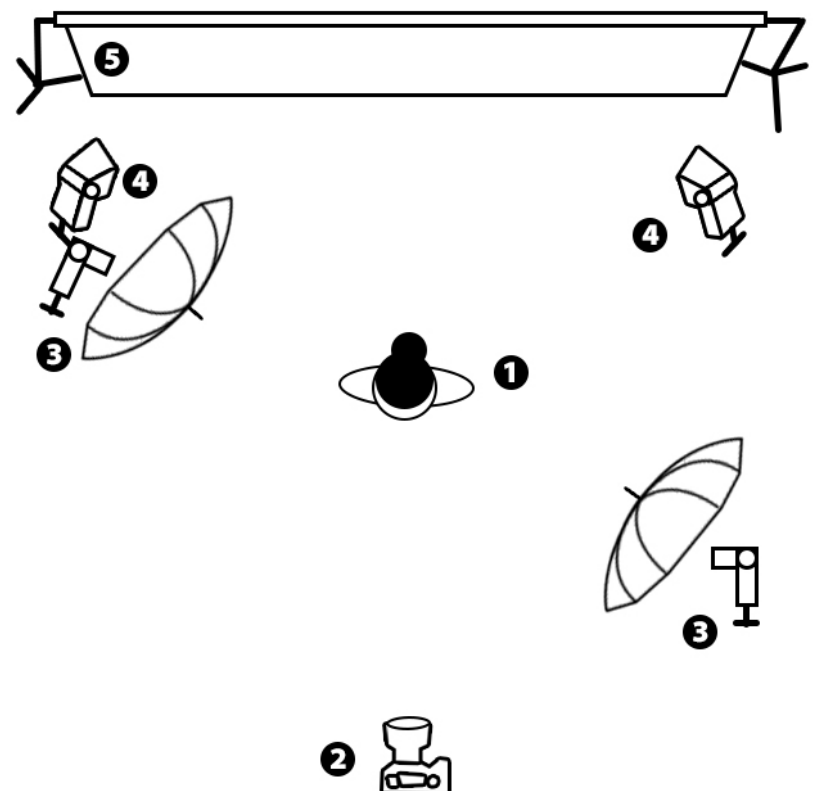
Video: <http://www.goodlightmag.com/0084hard>



0034 Babybelly Bright Background



1. Model 160cm / 5.5ft away from background
2. DSLR Zoom 28-300 1/200s, f/11, ISO160, 5600k
3. Speedlight GN58 1/2 power 24mm white umbrella, shoot through 40"/100cm
4. Speedlight GN43 24mm Full power
5. Gray Backdrop



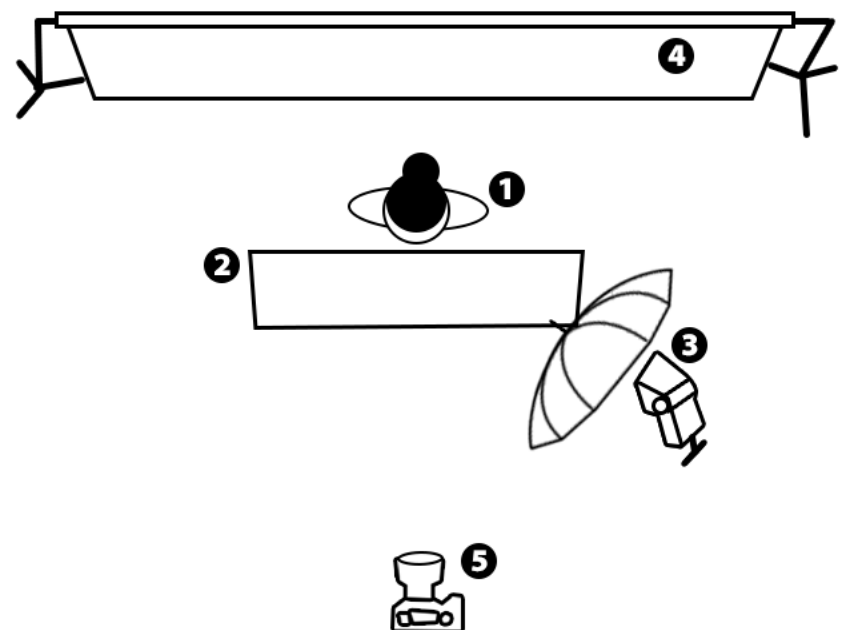
0035 Porcelaine Portrait



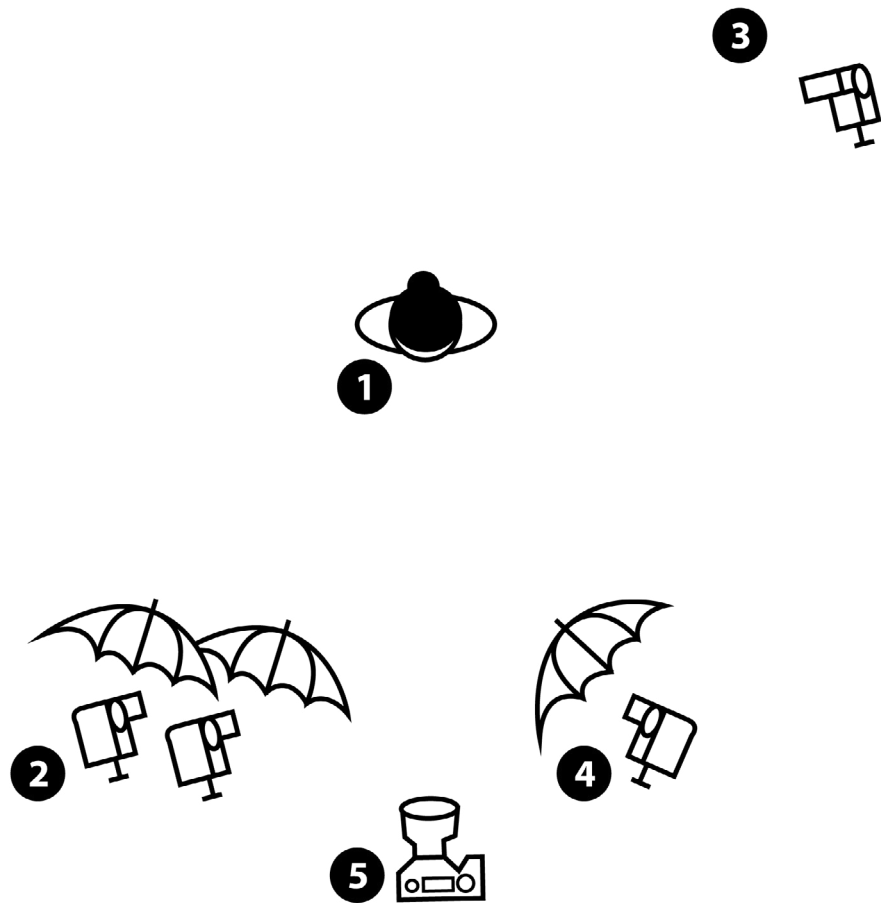
1. Model, sitting on a step stool
2. Folding table and white reflector cover
3. 40" shoot-through umbrella with speedlight, GN58 at ½ power at 2m height
4. white paper backdrop
5. Camera, zoom@ 160mm, f/8, 1/200s, ISO100

Video: <http://www.goodlightmag.com/0085porcelain>

Source: <http://www.goodlightmag.com/magazine-issue-05>



0036 Fashion on Location



1. Model
2. 2x Speedlite 580 EX, Group A, TTL +0.5 EV, LEE Filter 204
3. Speedlite 430 EX II, Group B, TTL -1 EV, LEE Filter 204
4. 2x Speedlite 580 EX, Group B, 1/8 power
5. DSLR, Zoom 28-300, 1/200s, f/11, ISO400, WB 3200k

Video: <http://www.goodlightmag.com/0086fashion>

0037 One Light, Umbrella Close

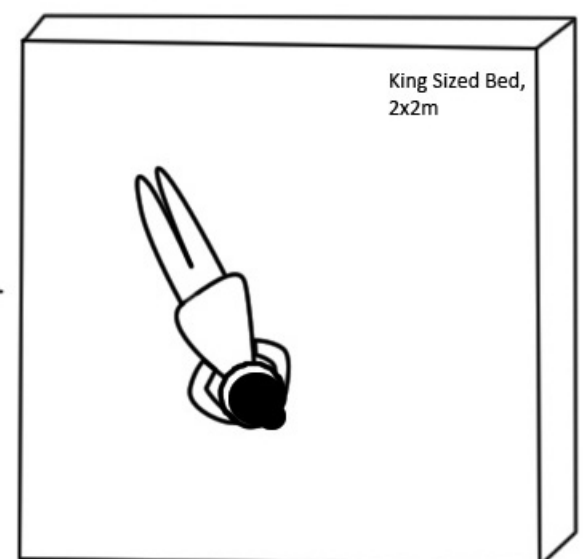
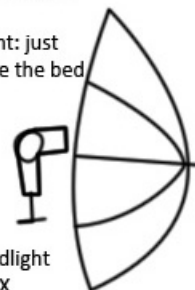


A single shoot-through umbrella with a speedlight can provide enough soft and charming lighting to gently enwrap a full body shot of a model. If all you have is speedlight and an umbrella, consider yourself well-equipped for taking a lot of great photos!

white umbrella
shoot through
40" / 100 cm

Height: just
above the bed


Speedlight
580EX
1/32,
28mm



DSLR, 50mm
1/200s, f/2.8,
ISO100, 10000k

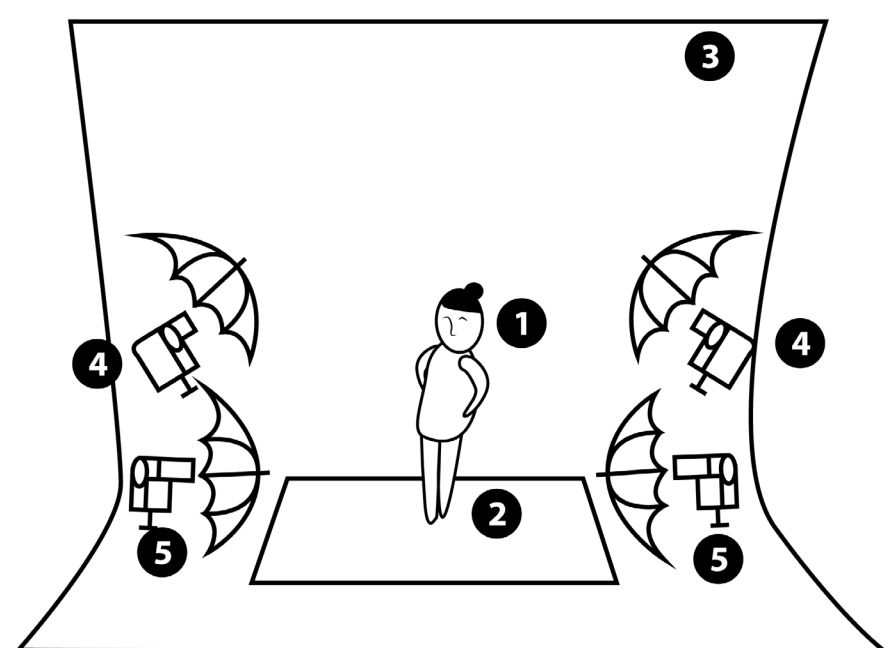
Height: 60cm / 2 feet
above bed

0038 Vertical Lighting Sandwich




1. Model
2. Glass plate
3. White sweep
4. Shoot through umbrella, 40"/100cm with Speedlight, TTL +2EV, Group 2
5. Shoot through umbrella, 40"/100cm with Speedlight, TTL, Group 1
6. DSLR, Zoom 35mm, 1/200s, f/11, ISO400

Video: <http://www.goodlightmag.com/0087full>



0039 Color Themed Portrait Light



1. Model
2. Green trees and bushes
3. Speedlight GN58, 1/8th power, 1/4 CTO, shoot-through umbrella
4. Camera 1/160 sec, f/2.8, ISO100

© by Ariel Cohen, <http://www.ariel-c.com>

Source: <http://www.goodlightmag.com/magazine-issue-05>

0040 Color Themed Backlight Portrait



1. Model
2. Sun
3. Speedlight GN58, ½ power, 1/4 CTO, Silver-reflective umbrella
4. Camera 1/160 sec, f/2.8, ISO100

© by Ariel Cohen, <http://www.ariel-c.com>

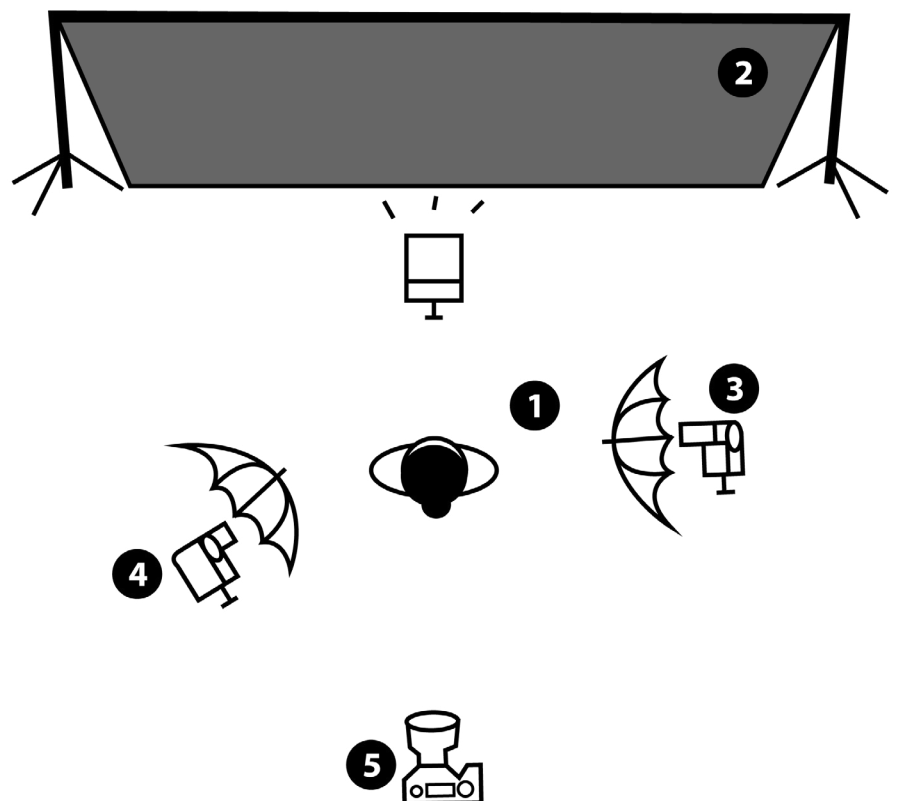
Source: <http://www.goodlightmag.com/magazine-issue-05>

0041 Lower Back Low Key



1. Model
2. Gray backdrop
3. Shoot through umbrella, 40"/100cm with Speedlite 580 EX, TTL -1EV
4. Shoot through umbrella, 40"/100cm with Speedlite 580 EX, TTL -1EV
5. DSLR, Zoom 28-300, 1/200s, f/11, ISO200 WB 5600K

Video: <http://www.goodlightmag.com/0088low>




0042 One Light, Umbrella Far

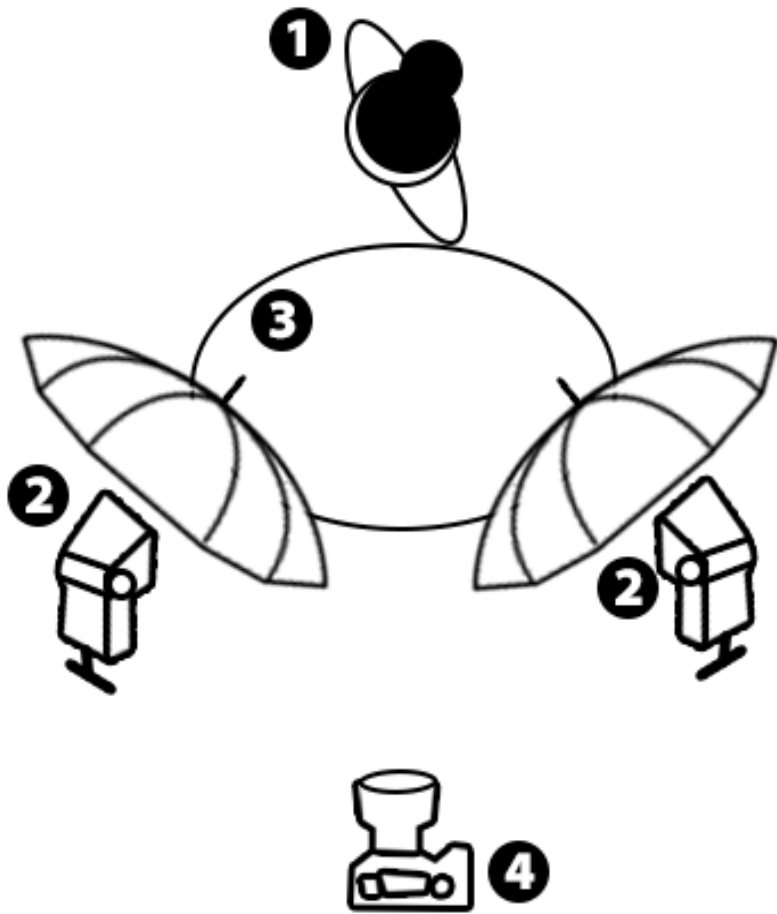


A single shoot-through umbrella with a speedlight can provide enough soft and charming lighting to gently enwrap a full body shot of a model.

Video: <http://www.goodlightmag.com/0088low>



0043 Clamshell Cross Catchlight



1. Model sitting on a chair at the table
2. Speedlight, Guide Number 58 at ¼ power, 43" shoot-through umbrella
3. 43" / 110cm Reflector with silver surface
4. Canon 5D MK II, 1/125 sec; ISO 200, Canon EF 28-300mm @120mm, f/11

Video: <http://www.goodlightmag.com/0089clam>

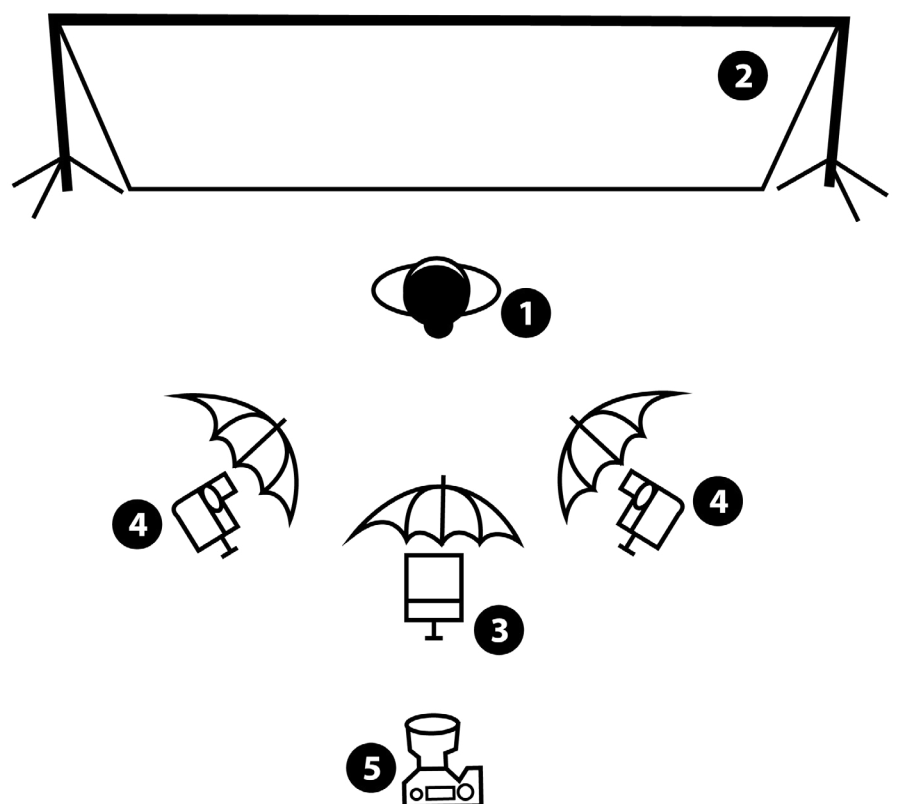
Source: <http://www.goodlightmag.com/magazine-issue-05>

0044 Low Angle High Key

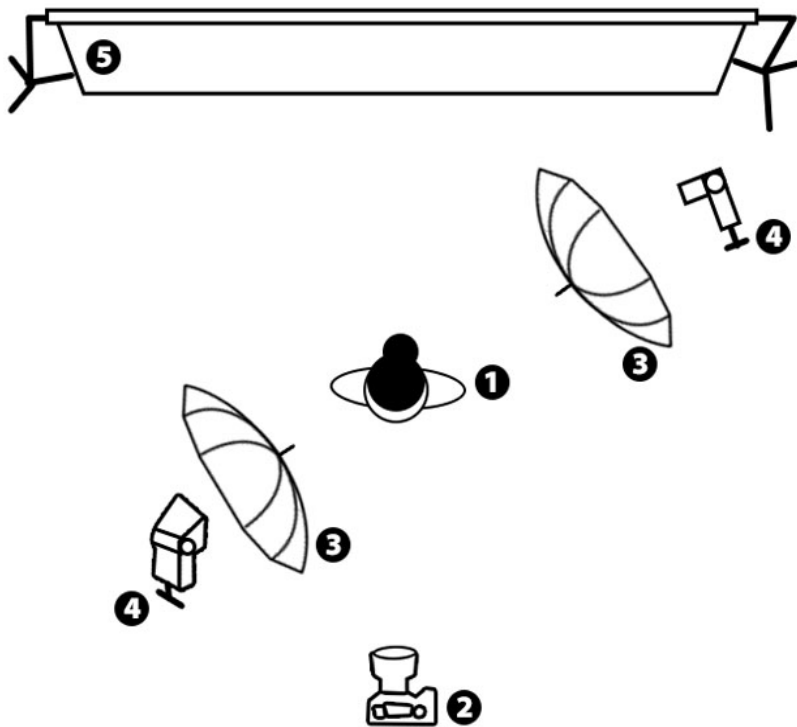


1. Model
2. White backdrop
3. Shoot through umbrella, 40"/100cm with Speedlite 580 EX, TTL +1.5 EV
4. Shoot through umbrella, 40"/100cm with Speedlite 580 EX, TTL +1.5 EV
5. DSLR, Zoom 28-300, 1/200s, f/11, ISO200

Video: <http://www.goodlightmag.com/0090high>


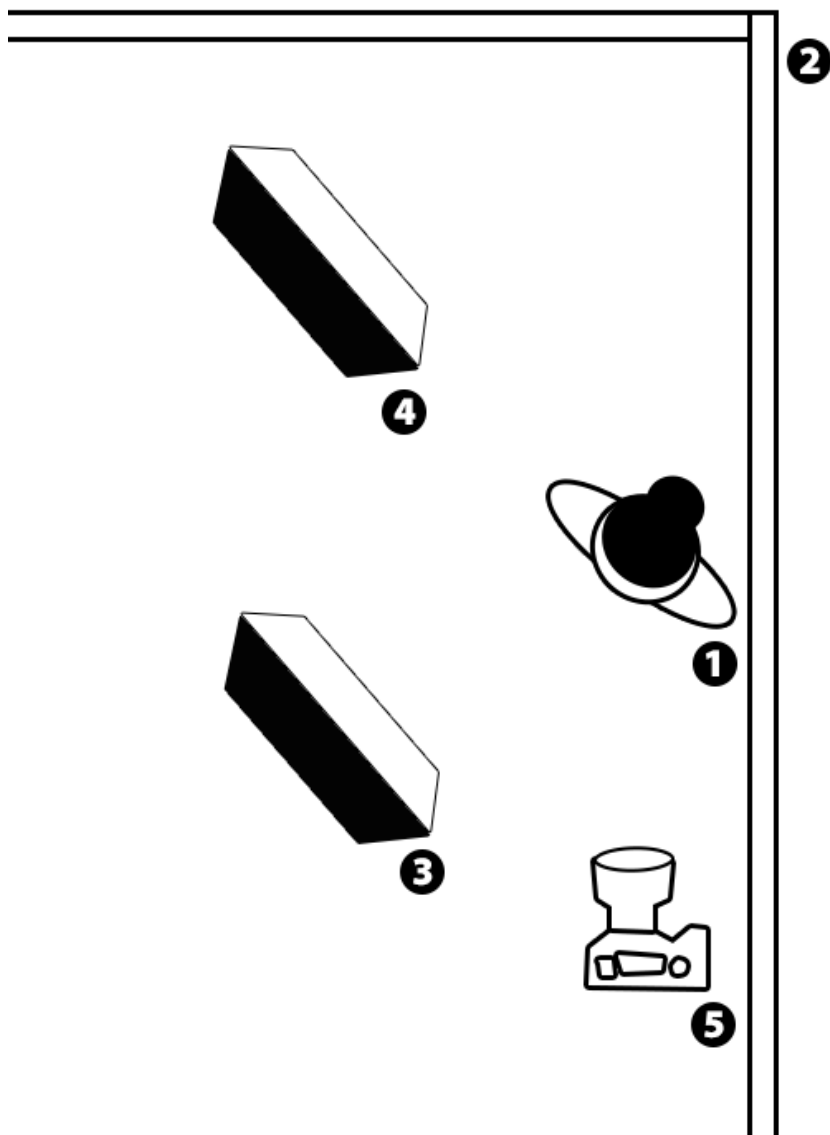


0045 Babybelly Black Background



1. DSLR 100mm 1/200s, f/8, ISO160,
2. White umbrella shoot through 40"/100cm
3. Speedlight GN58 1/4power 24mm
4. Speedlight GN58 1/16power 24mm
5. Black Backdrop

0046 Jewelry Advertisement Lighting



1. Model positioned against a wall
2. Corner of the session room
3. Softbox 60 cm x 90 cm, gridded, 45° to towards the model, Speedlight 24mm, GN58 at 1/4 power
4. Softbox 60 cm x 90 cm, gridded, towards the corner of the room, Speedlight 24mm, GN58 at 1/4 power
5. DSLR, full-frame, 1/200s, ISO 320, 85mm prime, f/8

Video: <http://www.goodlightmag.com/0091life>

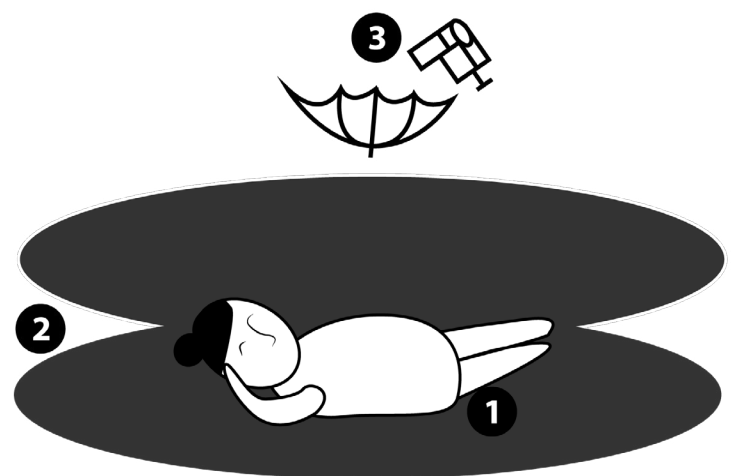
Source: <http://www.goodlightmag.com/magazine-issue-06>

0047 Small Room Bodyscapes



1. Model
2. 2x Reflector, black, 4ft x 6ft / 120cm x 180cm
3. Shoot through umbrella, 40"/100cm with Speedlite 580 EX, 1/8 power at 4th/120cm height
4. DSLR, 50mm, 1/200s, f/9, ISO200

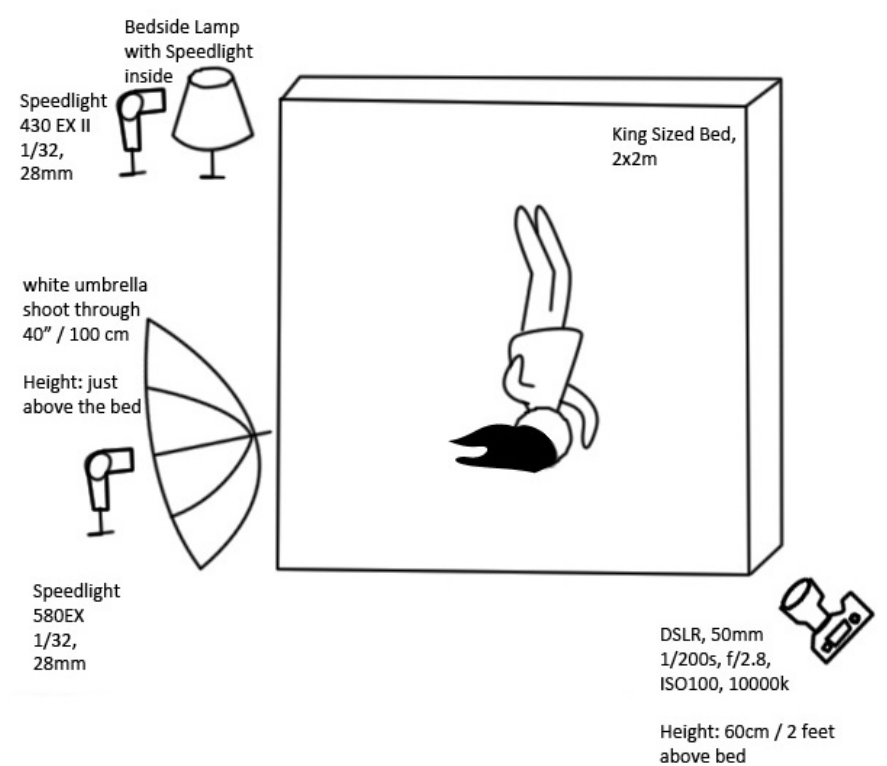
Video: <http://www.goodlightmag.com/0092one>




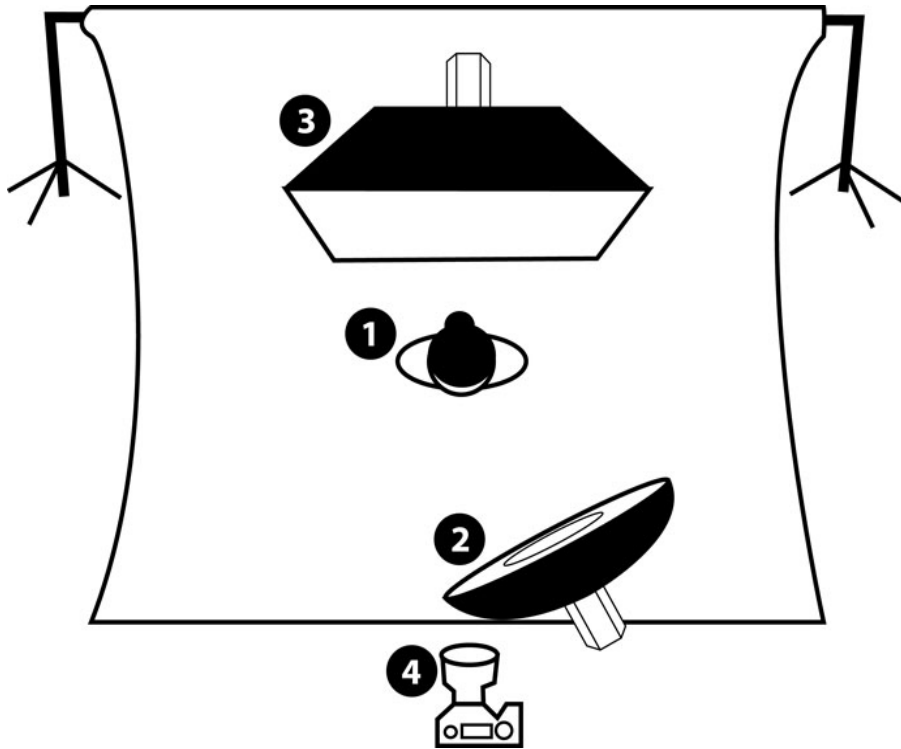
0048 One Light plus Accent



Placing a light source to accentuate the scene will most certainly make it look more powerful and dramatic.



0049 High-Key Portrait Light



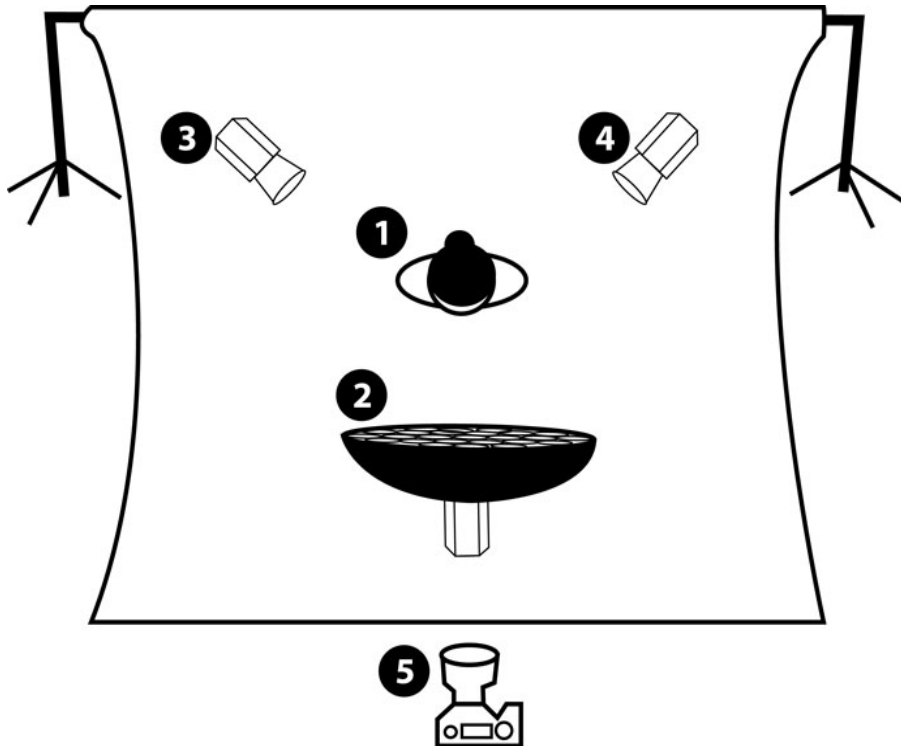
1. Model
2. Beauty dish at f/14, 54in to model's head, 5in off center, 6in to eyes, 60in to floor
3. Softbox at f/16, 9in to model, 52in to floor
4. Camera at 1/125, f/14, ISO 100

© by Lindsay Adler, <http://www.lindsayadlerphotography.com>

Video: <http://www.goodlightmag.com/0093key>

Source: <http://www.goodlightmag.com/magazine-issue-06>

0050 Three-Point Lighting



1. Model, 90in to background
2. Beauty dish (with Grid) at f/16, 5in above eyes, 40in to model's head
3. Rim light at f/11, 54in to model
4. Rim light at f/8, 54in to model
5. Camera at 1/200, f/11, ISO 100

© by Lindsay Adler, <http://www.lindsayadlerphotography.com>

Video: <http://www.goodlightmag.com/0094point>

Source: <http://www.goodlightmag.com/magazine-issue-06>

0051 Cosmetic Beauty Lighting

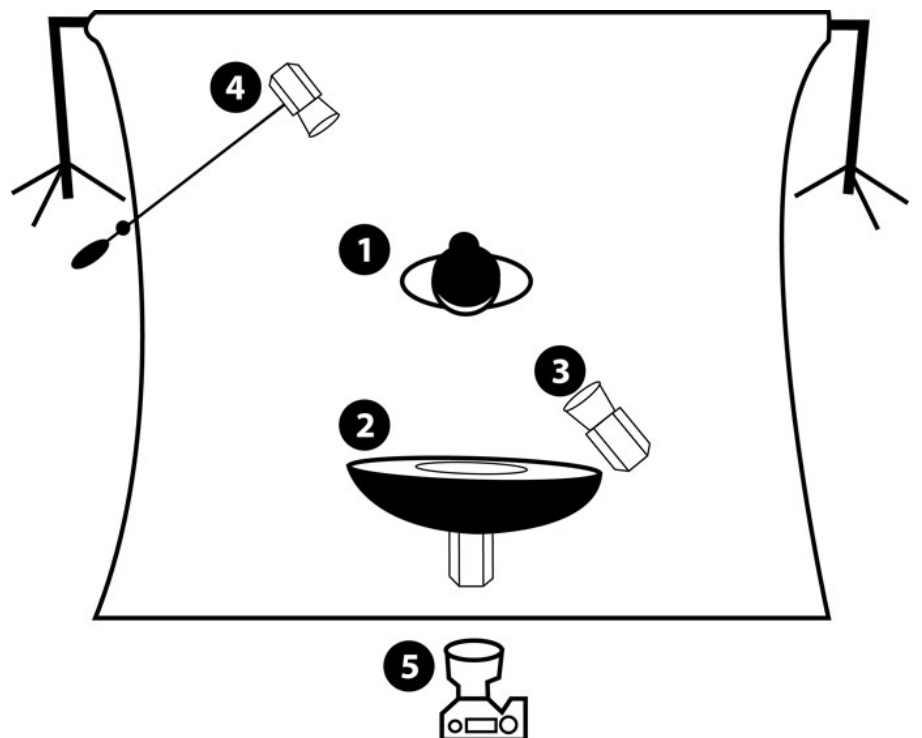


1. Model
2. Beauty dish at f/22, 24in to model
3. Silver dish at f/11, 48in to model
4. Hair light at f/11, 56in to model
5. Camera

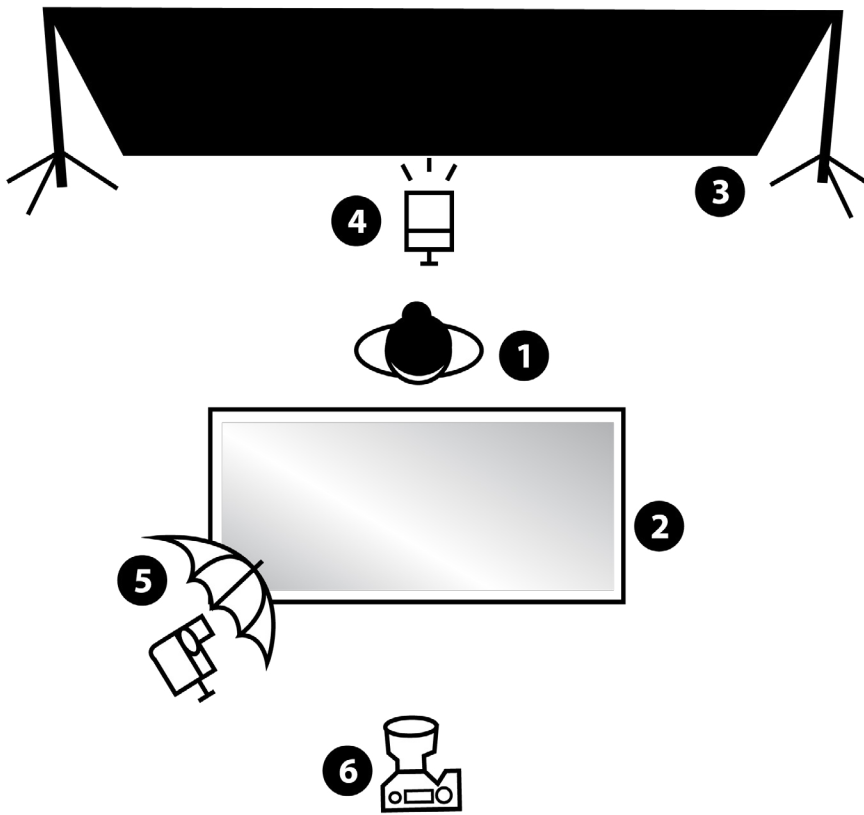
© by Lindsay Adler, <http://www.lindsayadlerphotography.com>

Video: <http://www.goodlightmag.com/0095cosmetic>

Source: <http://www.goodlightmag.com/magazine-issue-06>



0052 Contrasty Headshots



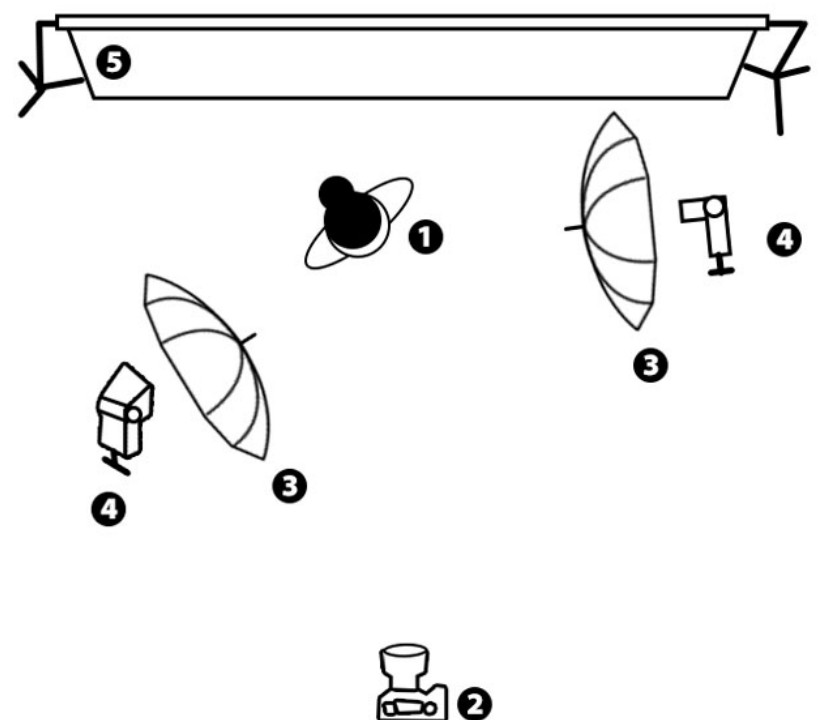
1. Model
2. Table with silver reflector
3. Black backdrop
4. Speedlite 580 EX, TTL +1/3EV
5. Shoot through umbrella, 40"/100cm with Speedlite 580 EX, TTL +1/3EV
6. DSLR, 200mm, 1/200s, f/11, ISO400, WB 5600K

Video: <http://www.goodlightmag.com/0096hair>

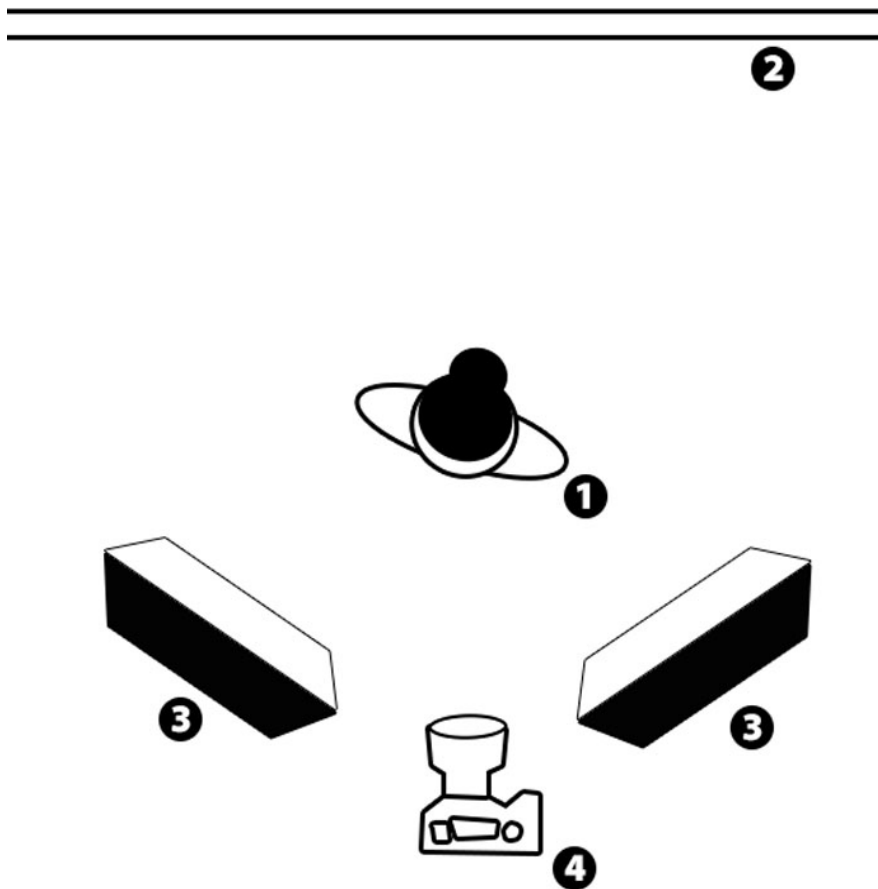
0053 Babybelly Bright Sandwich



1. DSLR 100mm 1/200s, f/8, ISO160
2. White umbrella shoot through 40"/100cm
3. Speedlight GN58 1/4power 24mm
4. Speedlight GN58 1/16power 24mm
5. Bright Background



0054 On Location Portraits



1. Subject, standing comfortably, maybe resting an elbow on a table
2. Ideally there is a distance of 10 feet or more to the back of the room or any distracting elements
3. Softboxes, 60cm x 90cm, Speedlight GN58, 1/16th power
4. DSLR, full-frame, 50mm prime, f/2.8, ISO160, 1/200s

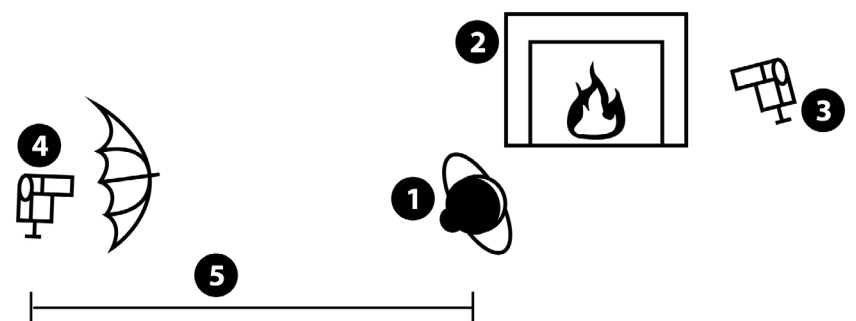
Video: <http://www.goodlightmag.com/0097ted>

Source: <http://www.goodlightmag.com/magazine-issue-06>

0055 Amplified Fireplace



1. Model
2. Fireplace
3. Speedlite 580 EX, TTL, Group A, Lee Gel 204
4. Shoot through umbrella, 40"/100cm with Speedlite 580 EX, TTL Group B, Lee Gel 204
5. Distance backlight to model: 6ft, 180cm
6. DSLR, 200mm, 1/125s, f/4, ISO800, WB 5600K, TTL on A:B = 4:1



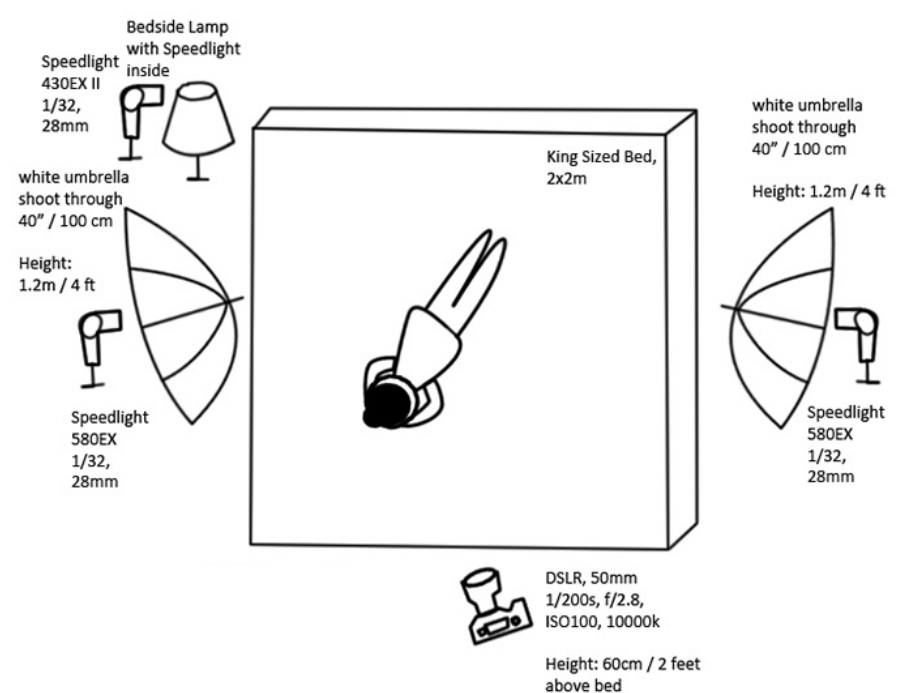
Video: <http://www.goodlightmag.com/0098fire>



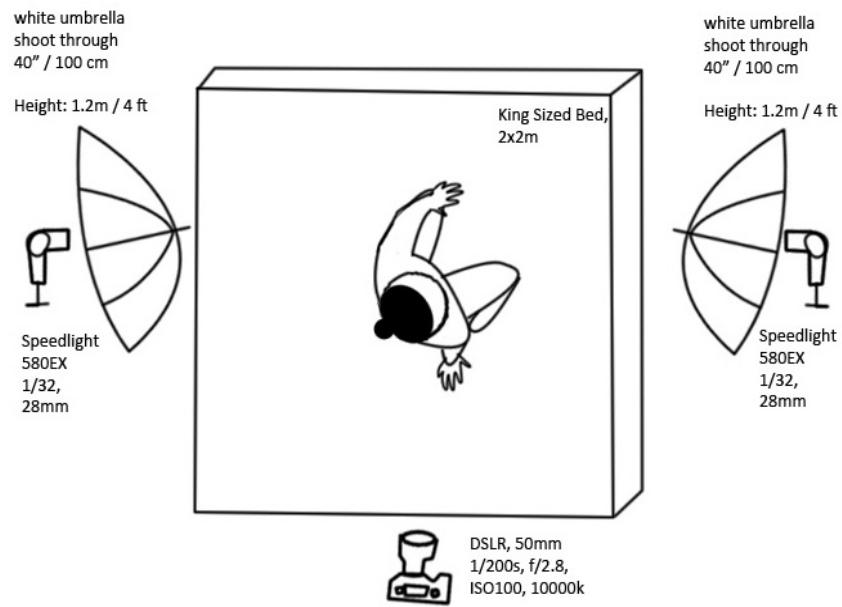
0056 Lighting Sandwich plus Accent



When you make a lighting sandwich, the model is illuminated from both the right and the left side.

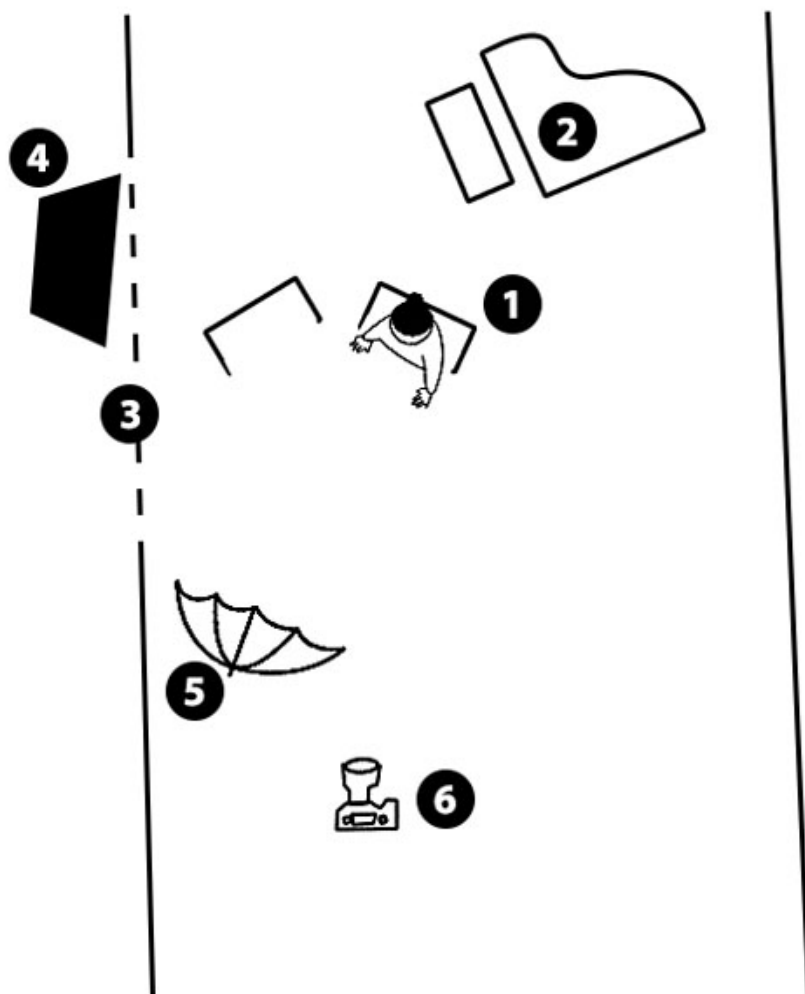


0057 Lighting Sandwich Reversed



Just sandwich, reversing the lighting context

0058 High Depth of Field Light




1. Model
2. Piano
3. Windows
4. Octa, 2400ws
5. Umbrella 2400ws
6. Camera, ISO100, f/4, 1/125s

© by Nick Saglimbeni, <http://nicksaglimbeni.com>

Video: <http://www.goodlightmag.com/0099wmb>

Source: <http://www.goodlightmag.com/magazine-issue-06>

0059 Soft Light with Attitude



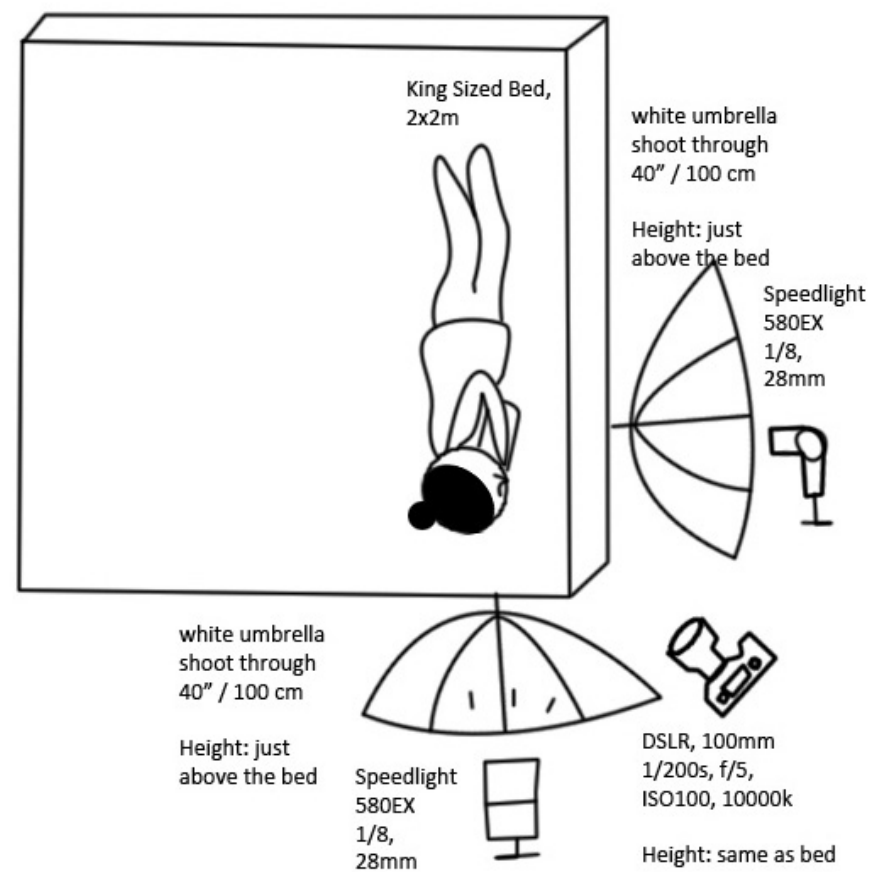
1. Model
2. Table with silver reflector
3. Black backdrop
4. Shoot through umbrella, 40"/100cm with Speedlite 580 EX, TTL
5. DSLR, Zoom 28-300, 1/200s, f/11, ISO200

Video: <http://www.goodlightmag.com/0100sexy>

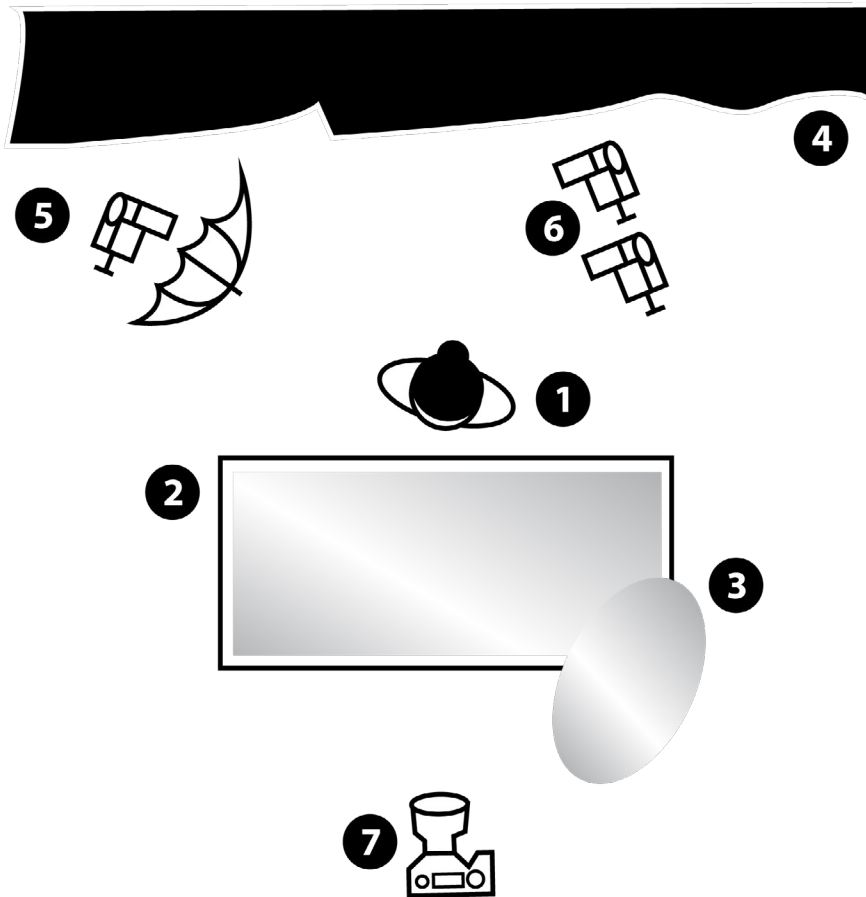
0060 Beauty Portrait Bed



You need to set up the light so close to the model's face that they would engulf it entirely.




0061 Backlighting for Stage Feeling



1. Model
2. Table with silver reflector
3. Silver Reflector, 4ft x 6ft / 120cm x 180cm
4. Black curtain as backdrop
5. Shoot through umbrella, 40"/100cm with Speedlite 580 EX 1/8 power
6. 2x Speedlite 430 EX II, 1/32 power
7. DSLR, Zoom 28-300, 1/200s, f/11, ISO200, WB 5600K

Video: <http://www.goodlightmag.com/0101star>

0062 Soft Babybelly light



1. Model
2. Black curtain
3. Softbox 60 cm x 90 cm, Speedlight 24mm, GN58 at 1/4 – 1/32 power
4. DSLR, full-frame, 1/200s, ISO 320, f/8, zoom at 135mm

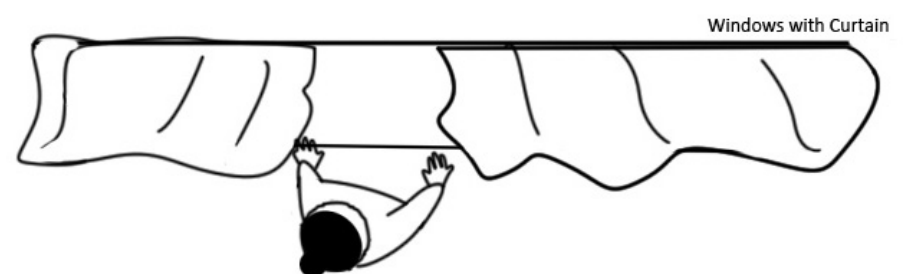
Video: <http://www.goodlightmag.com/0102distance>

Source: <http://www.goodlightmag.com/magazine-issue-06>

0063 Beauty Portrait Window




If you are shooting in daytime, consider working with the natural light coming through the window.



DSLR
50mm
1/200s, f/2,
ISO100, 10000k

0064 Color Gelled Outdoor Portraits



1. Model
2. Medium rectangular softbox, Canon 580EX II, 1/4CTO color gel
3. Round silver reflector
4. Camera EOS 5D Mark II, Canon EF 24-70mm f/2.8, USM, ISO 100, 1/200s, f/3.5

© by Ariel Cohen, <http://www.ariel-c.com>

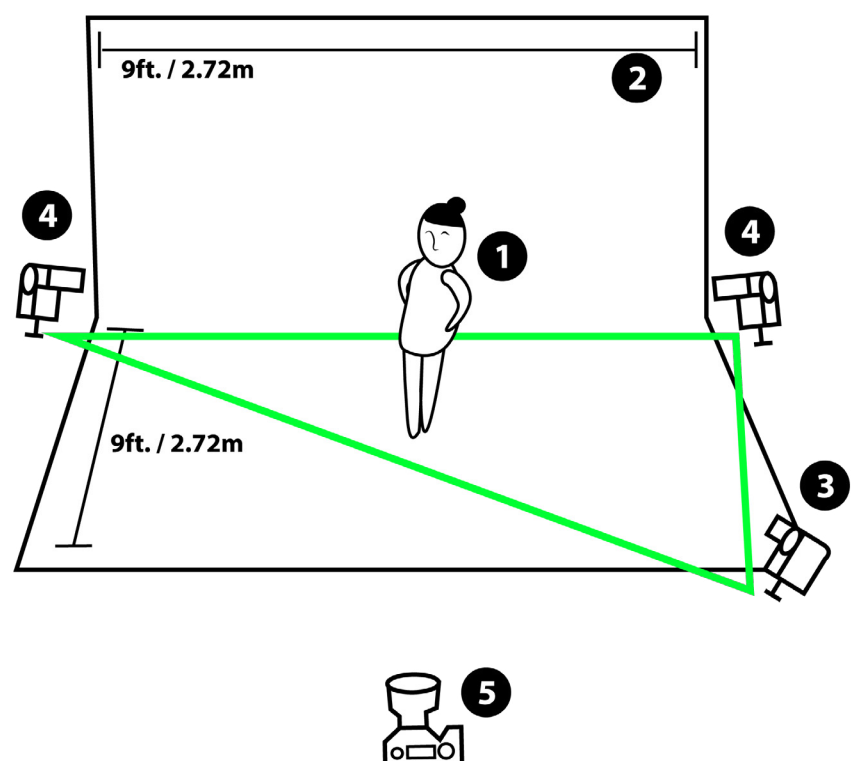
Source: <http://www.goodlightmag.com/magazine-issue-06>

0065 Punchy Traingle Light



1. Model
2. White sweep, 9ft, 272cm
3. Speedlite 430 EX II, TTL Group A, 24mm
4. Speedlites 580 EX, TTL Group B, 14mm
5. DSLR, Zoom 28-300, 1/200s, f/11, ISO400, WB 5600K, TTL +1 with A:B = 1:8

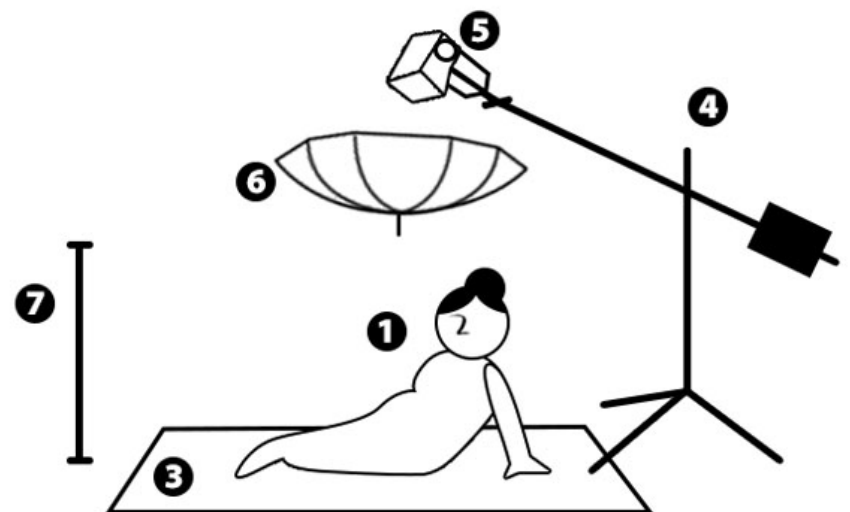
Video: <http://www.goodlightmag.com/0103punch>



0066 Babybelly Top Lighting



1. DSLR laying on the floor Zoom 28-300
1/200s, f/11, ISO200, 5600k
2. Glass plate or reflective floor
3. Boomstand
4. Speedlight GN58 1/4power 24mm
5. White umbrella shoot through
40"/100cm
6. 80cm/2.6ft



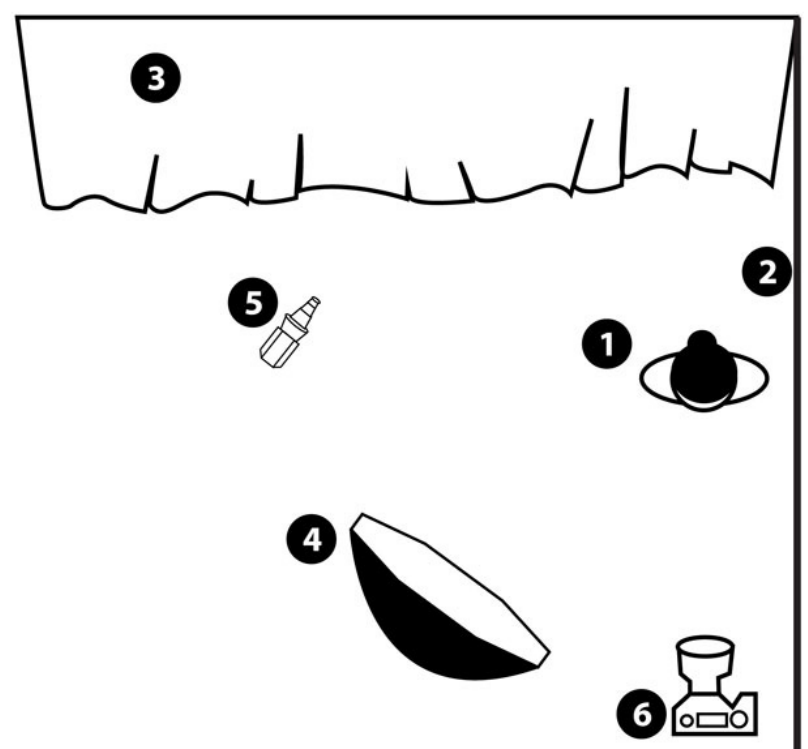
0067 Lightblaster White Walls



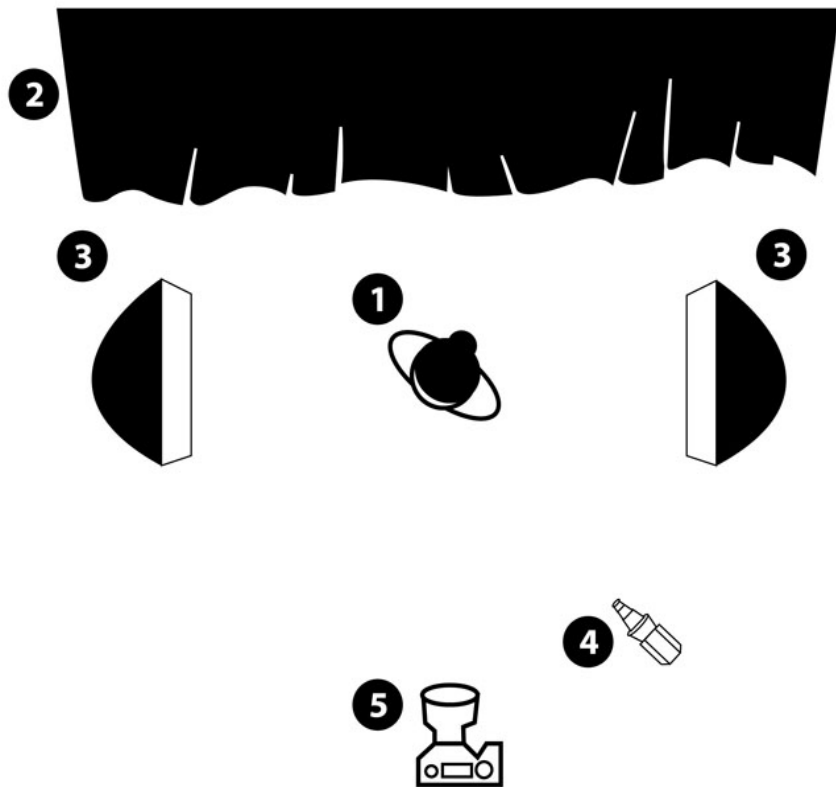
1. Model
2. Wall
3. White curtain
4. Octabox (Luna) with Speedlight (Mitros) on manual 1/32nd power, Radio receiver (Odin)
5. Light Blaster with Speedlight (Mitros) on manual 1/4 power, Radio receiver (Odin)
6. Canon 5D MK III, 1/200s, f/2.8, ISO 100, Radio transmitter (Mitros+)

Video: <http://www.goodlightmag.com/0126blast>

Source: <http://www.goodlightmag.com/magazine-issue-07>



0068 Lightblaster + Sandwich



1. Model
2. Black curtain
3. 2x Softbox 60cm x 90cm (Easy up) with Speedlight (Mitros) on manual 1/4 power, Radio receiver (Odin)
4. Light Blaster with Speedlight (Mitros+) on manual 1/2 power
5. Canon 5D MK III, 1/200s, f/11, ISO 160, Radio transmitter (Mitros+)

Video: <http://www.goodlightmag.com/0126blast>

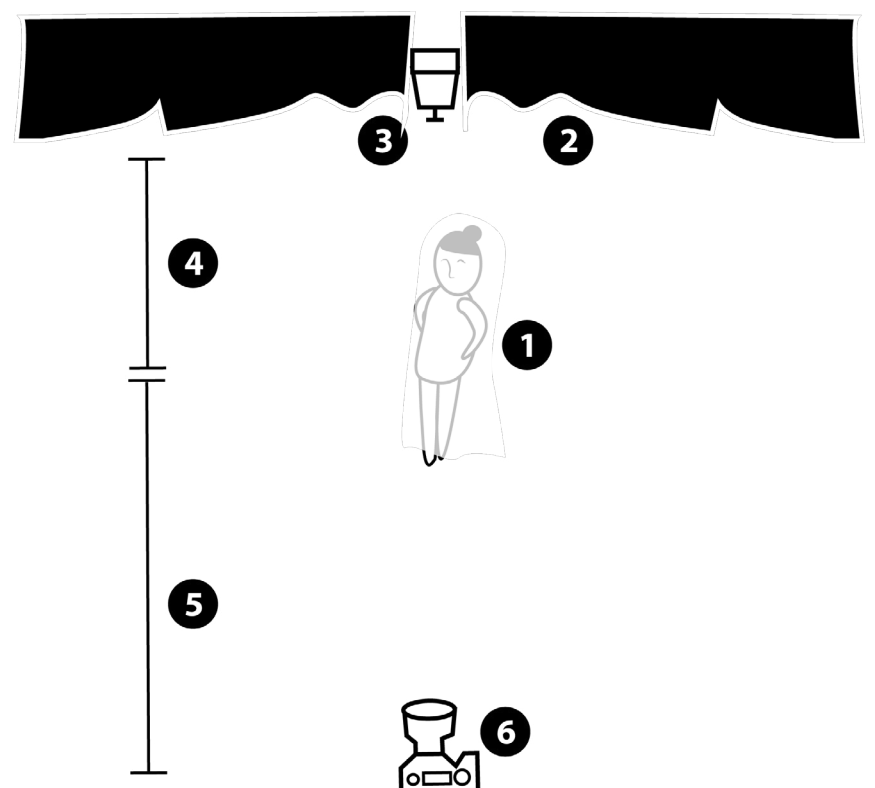
Source: <http://www.goodlightmag.com/magazine-issue-07>

0069 Backlight Artistic Fabric Photos

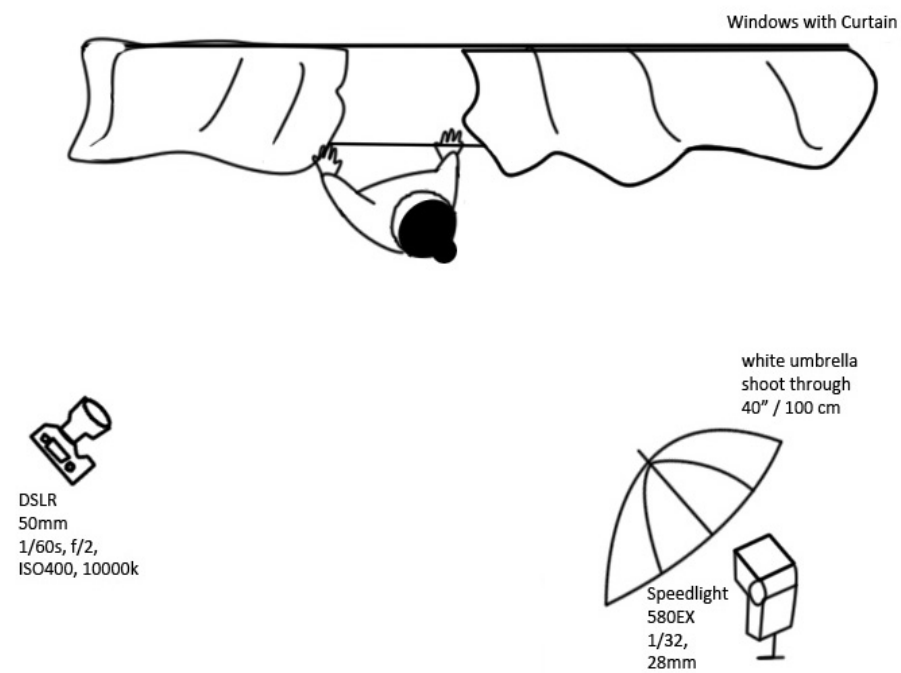


1. Model under white, translucent silk
2. Black curtain with gap in the middle
3. Speedlight GN58, 1/16 power, 24mm
4. Distance backlight to model: 5ft, 150cm
5. Distance camera to model: 13ft, 4000cm
6. DSLR, Zoom 28-300, 1/200s, f/11, ISO400, WB 5600K

Video: <http://www.goodlightmag.com/0104back>



0070 Available Light as Fill



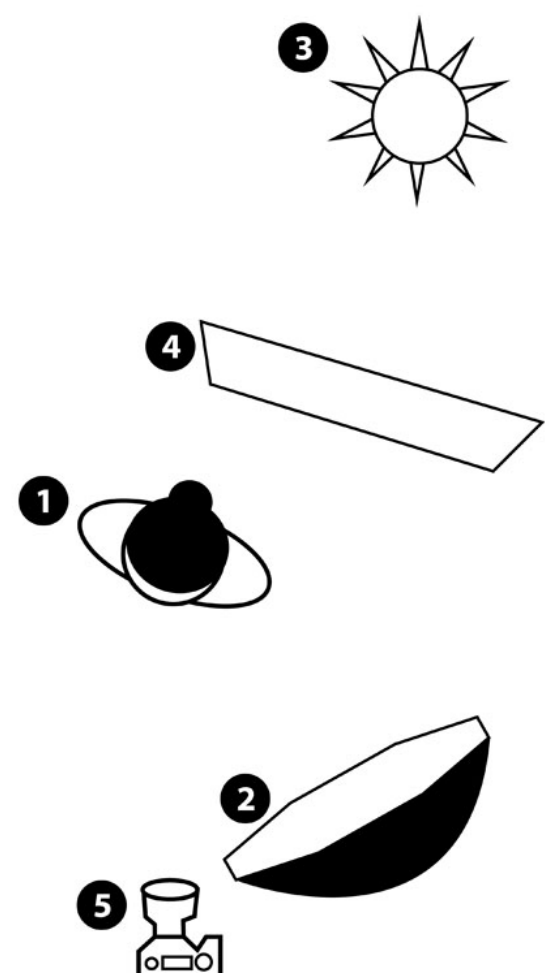
Mix the natural light with speedlights positioned inside the bedroom! Sandwiching your model between the window and a speedlight with shoot-through umbrella

0071 Simulated Side-Sun Lighting




1. Model
2. Octabox or Beautidish, Speedlight GN 58, ETTL (High Speed Sync activated on a few, very sunny images)
3. Sun (not always present)
4. Large reflector, used as gobo to block the sun from hitting the models skin
5. Full Frame DSLR, AV at f/2.8, ETTL, ISO160 for most scenes, higher ISO during the indoor scenes

Video: <http://www.goodlightmag.com/0105matrix>



0072 Hard Flash in Big Room

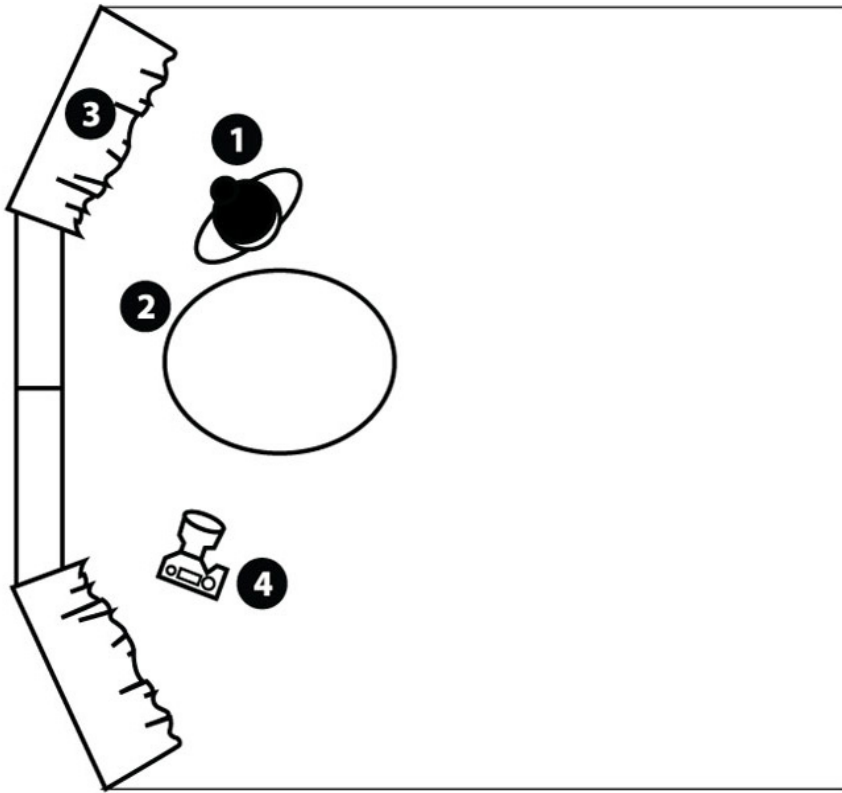


1. Model
2. Fireplace
3. ProFoto Pro B-4 1000 Air flash with a Mola Rayo light modifier
4. Camera OM-D EM-1, 1/100s, f/6.3, ISO 400, 45mm

© by Thomas Wilken, <http://www.thomaswilken.com>

Source: <http://www.goodlightmag.com/magazine-issue-07>

0073 Soft Light Panorama Window


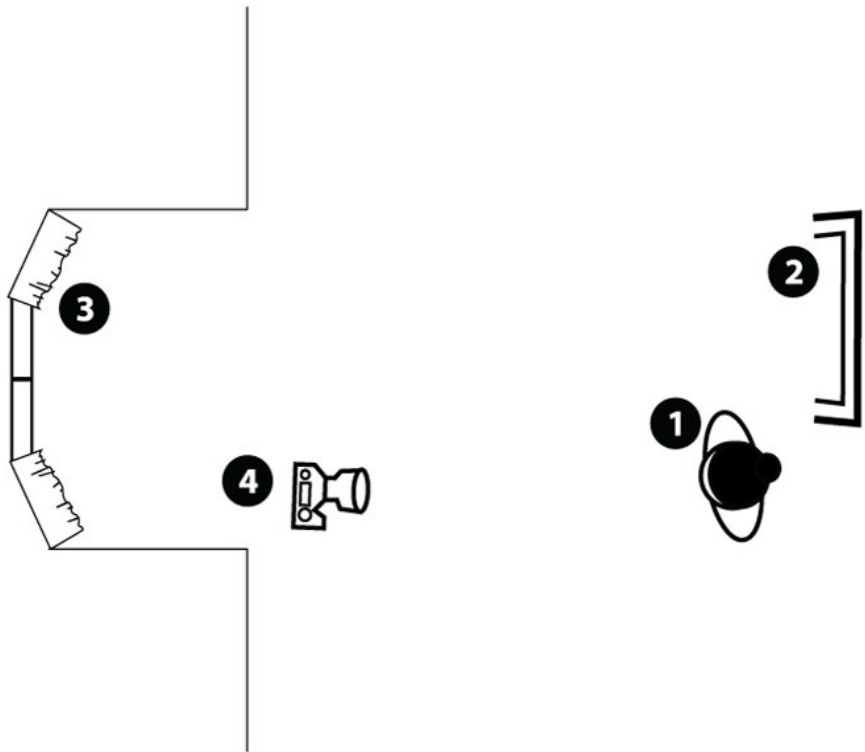


1. Model
2. Table (acting as reflector)
3. Panorama window
4. Camera OM-D EM-1

© by Thomas Wilken, <http://www.thomaswilken.com>

Source: <http://www.goodlightmag.com/magazine-issue-07>

0074 Hard Room Light



1. Model
2. Fireplace
3. Panorama window
4. Camera OM-D EM-1

© by Thomas Wilken, <http://www.thomaswilken.com>

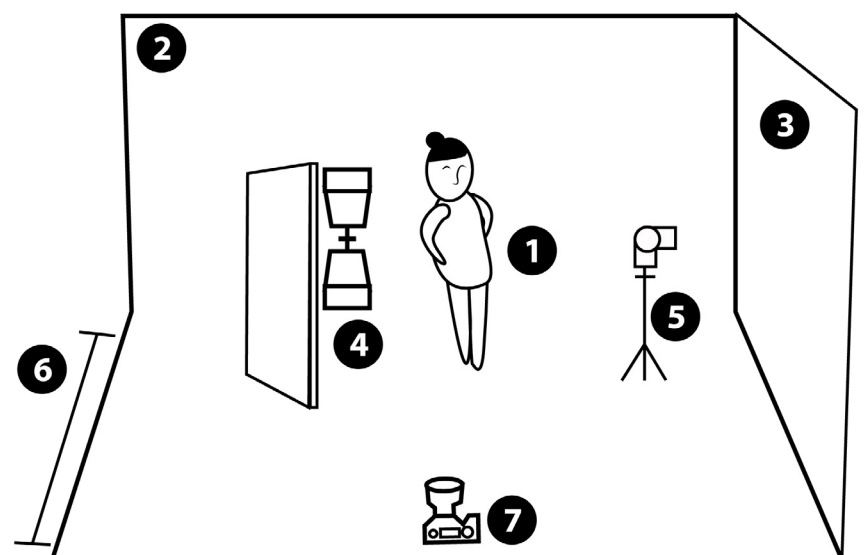
Source: <http://www.goodlightmag.com/magazine-issue-07>

0075 Mirroring Big Reflectors

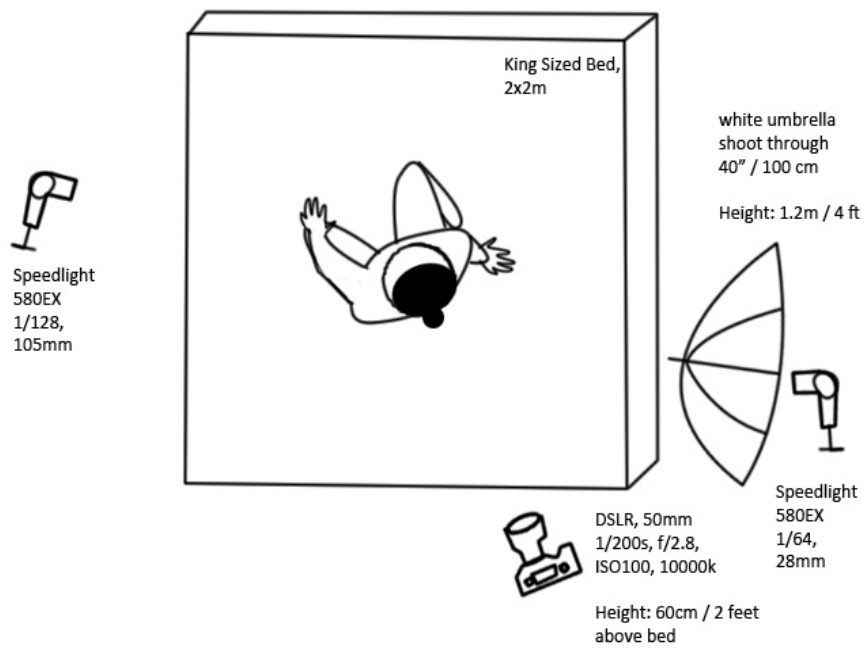


1. Model in latex
2. White sweep
3. White wall
4. 2x Speedlite GN58, 1/2 power shooting against white styrofoam 6.5ft x 1.5ft
5. Speedlite GN58, 1/2 power shooting against the white wall
6. DSLR, zoom 28-300, 1/200s, f/8, ISO200, WB 5600K

Video: <http://www.goodlightmag.com/0106latex>

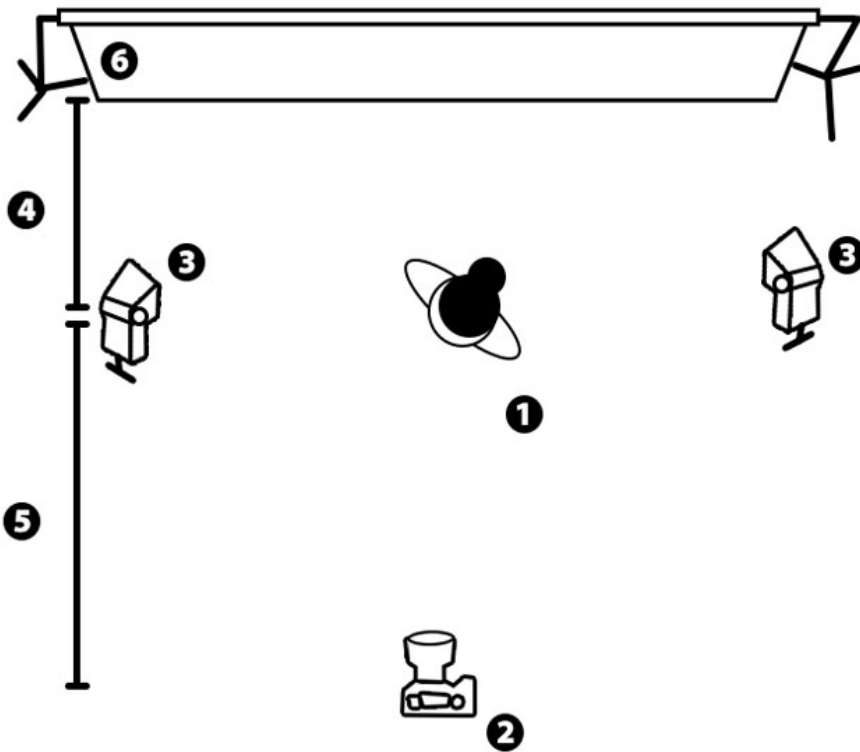


0076 One Light plus Accent Light



A kicker normally comes from outside the frame and throws some harsh light onto the model, invoking a more action-oriented, more dynamic feeling.

0077 Babybelly Silhouette



1. DSLR, 80mm, 28-300 1/200s, f/11, ISO160
2. Speedlight GN58 1/2power
3. 150cm
4. 250cm
5. White Background

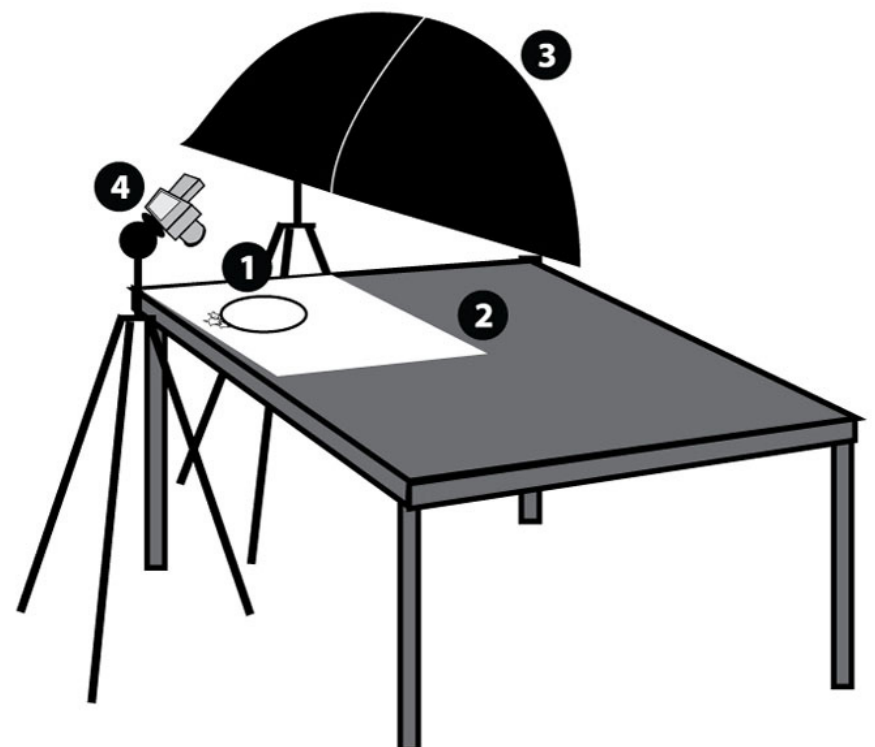
0078 Jewelry Product Lighting



1. Jewelry
2. White poster as backdrop
3. Softbox 60 cm x 90 cm, mounted on a multi-boom, 2x Speedlight GN 58 on ½ power
4. Camera on tripod, f/22, ISO 200, 1/200s, 28 mm lens

Video: <http://www.goodlightmag.com/0107stills>

Source: <http://www.goodlightmag.com/magazine-issue-07>



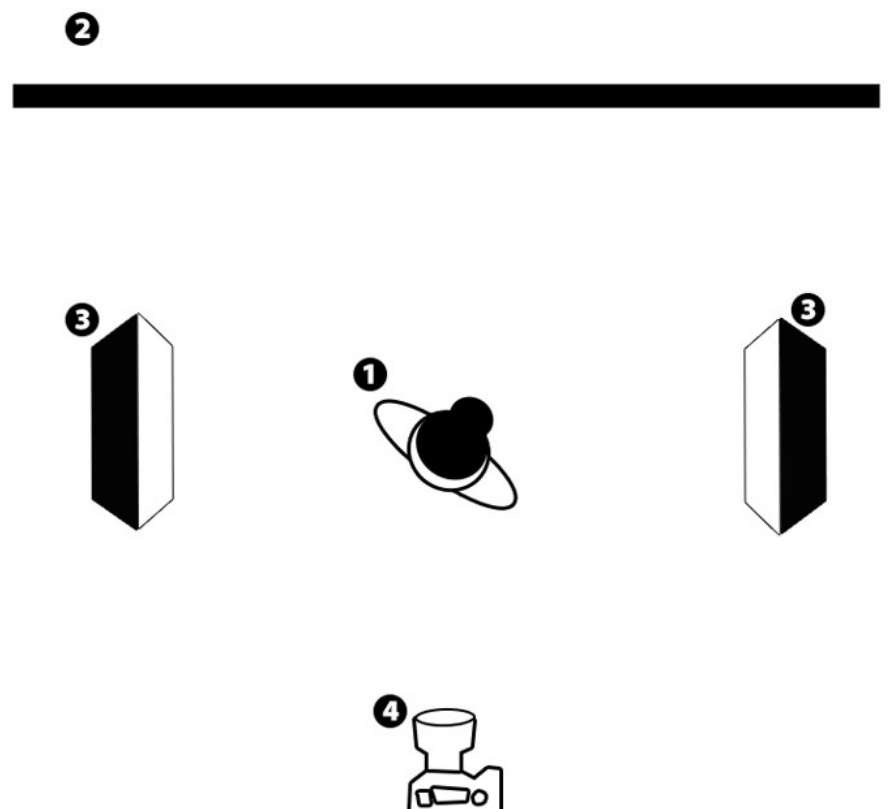
0079 Low Key Ad Lighting



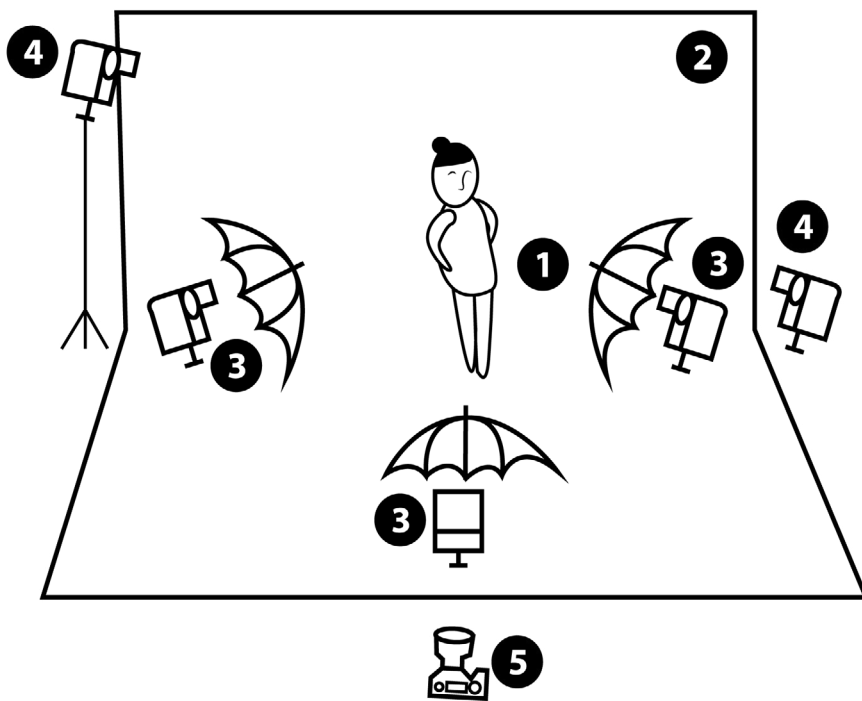
1. Model
2. Black background
3. Softboxes 60 cm x 90 cm, Speedlights GN 58 on ¼ power
4. Camera f/11, ISO 320

Video: <http://www.goodlightmag.com/0108jewelry>

Source: <http://www.goodlightmag.com/magazine-issue-07>




0080 Backdrop on Location



1. Model
2. White cotton cloth background, 7.5ft/230cm wide, 20ft/600cm long
3. 3x Shoot through umbrella, 40"/100cm with Speedlite GN58, 1/4 power
4. 2x Speedlite GN58, 1/2 power
5. DSLR, zoom 28-300, 1/200s, f/8, ISO160, WB 560

Video: <http://www.goodlightmag.com/0109cloth>

0081 On/Off-Camera Flash



1. Model
2. Phottix Luna Octabox with Mitros+ speedlight, manual on 1/16th
3. Speedlight with 25° Rouge Grid
4. Canon 5D MK III, 1/60s, f/4, ISO 320 with Mitros+ speedlight as transmitter and adding fill light as needed

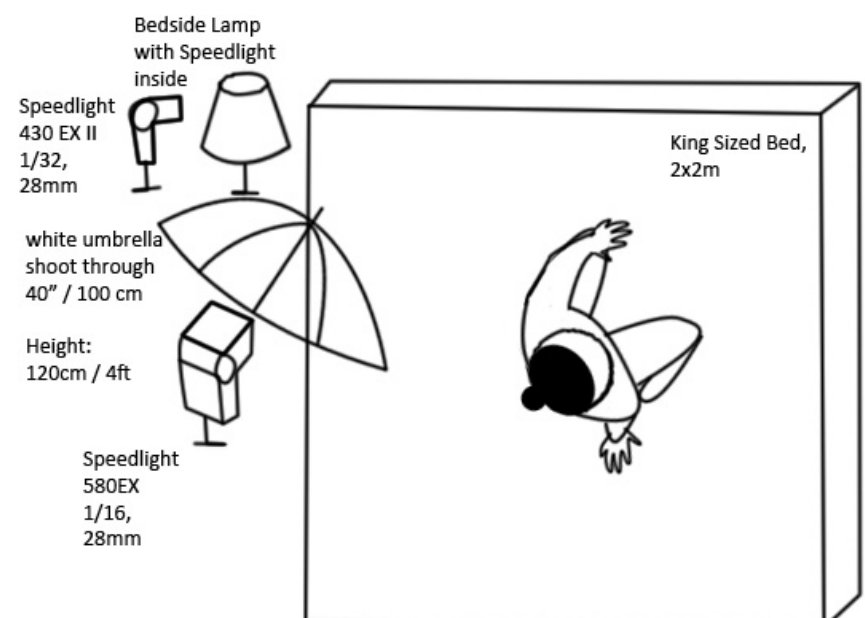
Video: <http://www.goodlightmag.com/0110senior>

Source: <http://www.goodlightmag.com/magazine-issue-07>

0082 Backlight Bounce



Silhouette photography provide a refreshing twist to the concept of boudoir photography.



DSLR, 50mm
1/200s, f/2.8,
ISO100, 10000k

Height: exactly
on bed level

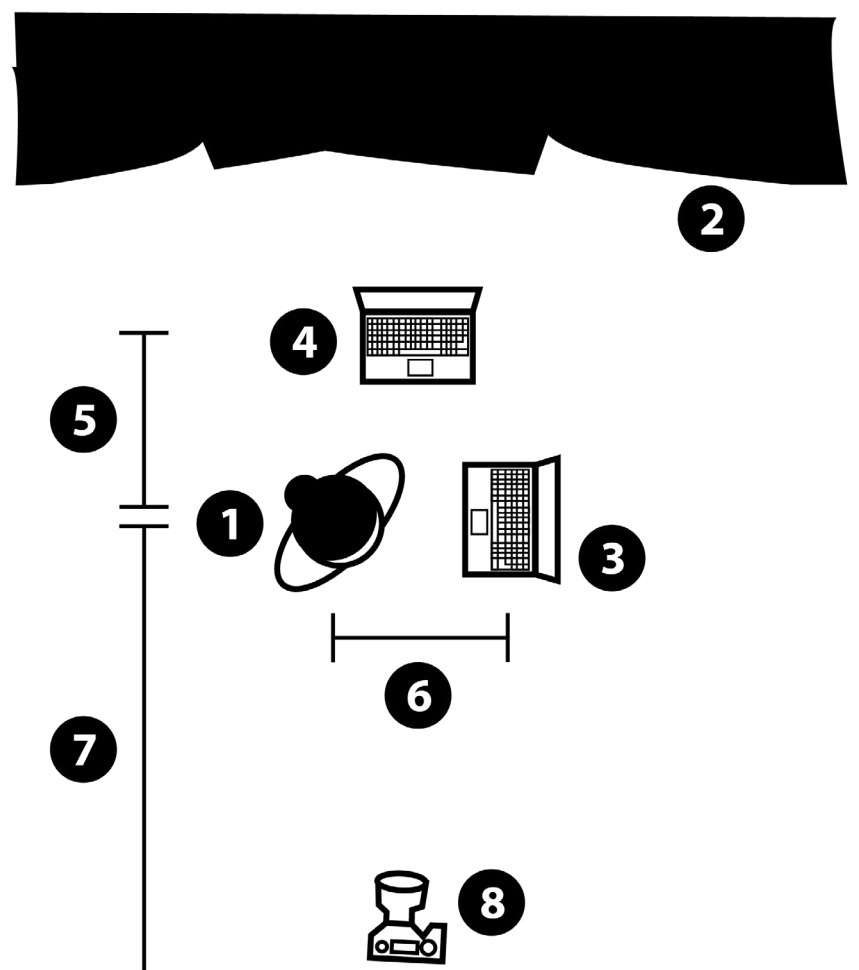
0083 Laptop Lighting



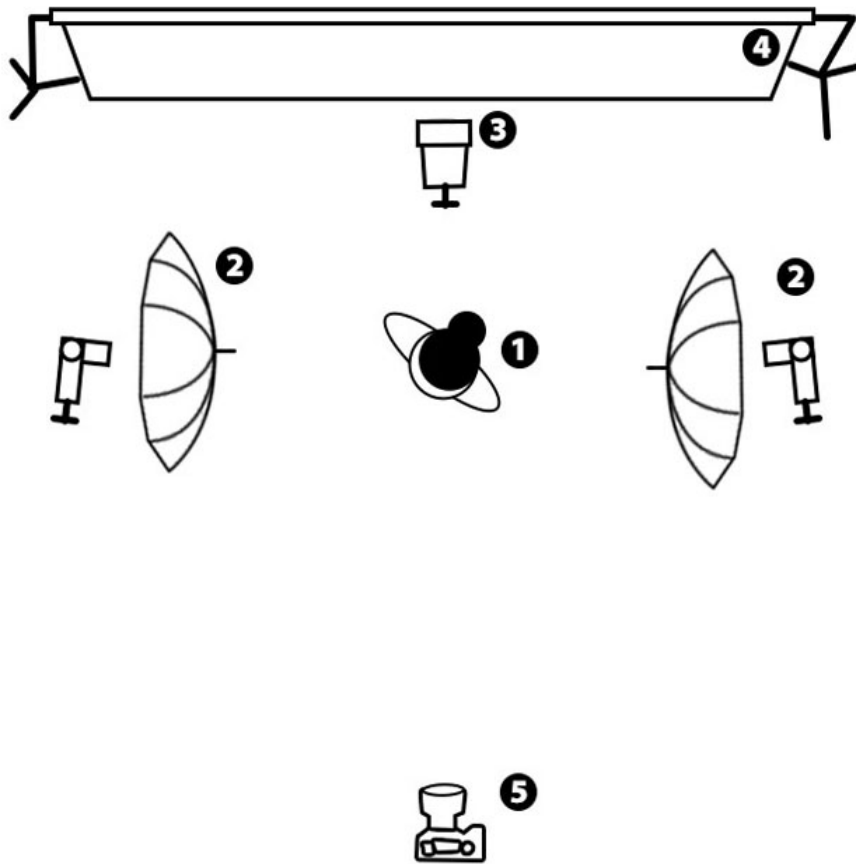
1. Model
2. Black curtain
3. Laptop screen as main light
4. Optional laptop screen as effect light
5. Distance effect light to model: 2.6ft, 80cm
6. Distance main light to model: 1.3ft, 40cm
7. Distance camera to model: 3.6ft, 110cm
8. DSLR, zoom 28-300, 1/15s, f/8, ISO1600, WB 5200K

Download the light patterns at <http://www.proportfolioclub.com/shapes>

Video: <http://www.goodlightmag.com/0111laptop>



0084 Minds Unveiled Female

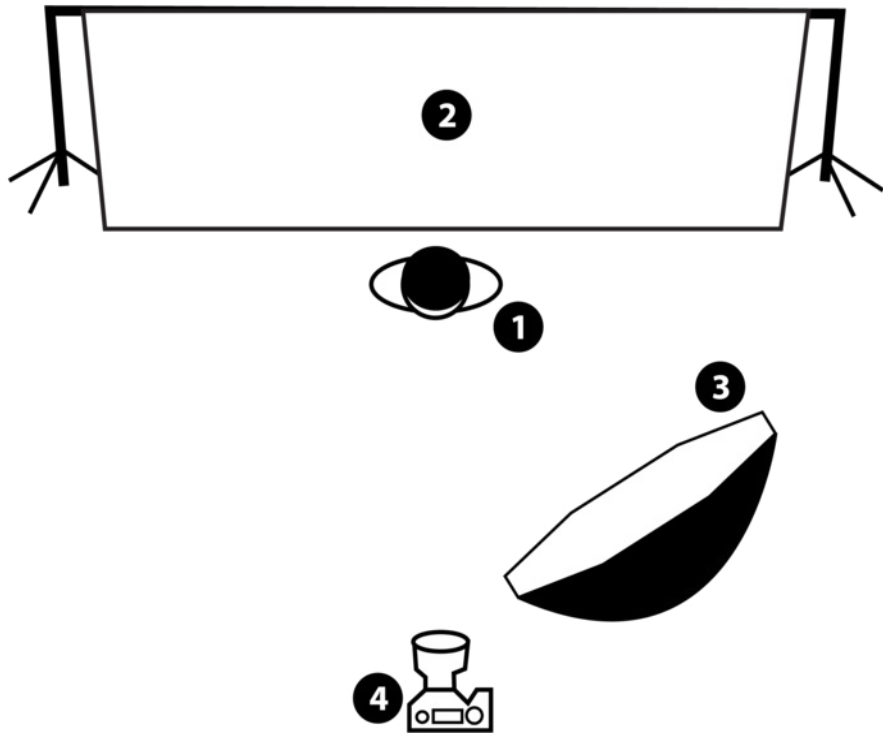


1. Model – must stand absolutely still between the two exposures
2. Speedlights GN58, 24mm, $\frac{1}{4}$ power, Group B, Soft light modifier like a shoot through umbrella or softbox. You can use one light source or two light sources (one on each side)
3. Speedlight GN58, 24mm, $\frac{1}{4}$ power, Group A
4. Black background, for example black curtains
5. Camera, 1/200s, f/11, ISO320, on a tripod

Video: <http://www.goodlightmag.com/0112muv>

Source: <http://www.goodlightmag.com/magazine-issue-08>

0085 Minds Unveiled Male



1. Model – must stand absolutely still between the two exposures
2. Black background, for example black curtains
3. Speedlights GN58, 24mm, ¼ power, Soft light modifier like a shoot through umbrella or softbox.
4. Camera, 1/200s, f/11, ISO100, on a tripod

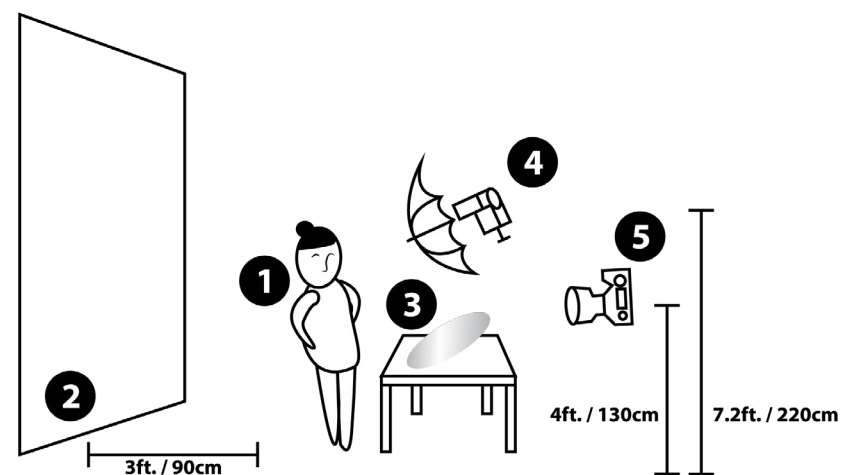
Source: <http://www.goodlightmag.com/magazine-issue-08>

0086 Onelight Clamshell




1. Model
2. White wall
3. Table with silver reflector at an angle
4. Shoot through umbrella, 40"/100cm with Speedlite GN58, 1/4 power
5. DSLR, zoom 28-300, 1/200s, f/8, ISO320, WB 5600K

Video: <http://www.goodlightmag.com/0113clam>



0087 Flash at Fireplace



1. Model
2. Fireplace as backdrop
3. Key Light: Flash Head 300 WS, standard reflector Grid/Honeycomb 20° on $\frac{3}{4}$ power Distance to subject approximately 3.5m/11.5"
4. Hair Light: Flash Head 300 Snoot (Spot Tube) on $\frac{3}{4}$ power Distance to subject approximately 4m/13"
5. Camera Fullframe, 1/15, f7.1 ISO 400, 5000k, 85mm

© by Dan Hostettler, <http://photoblog.studioprague.com>

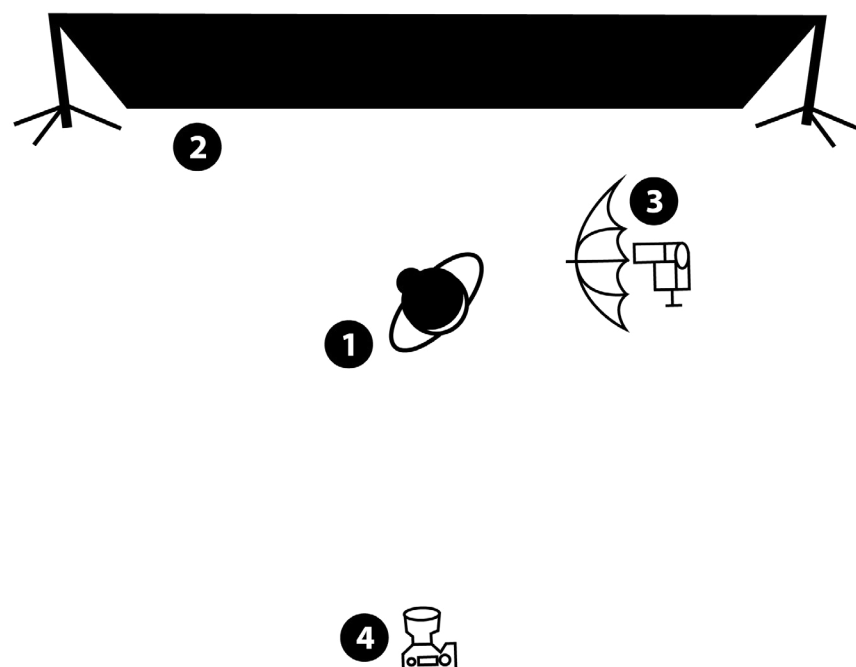
Source: <http://www.goodlightmag.com/magazine-issue-07>

0088 One Light Body Details

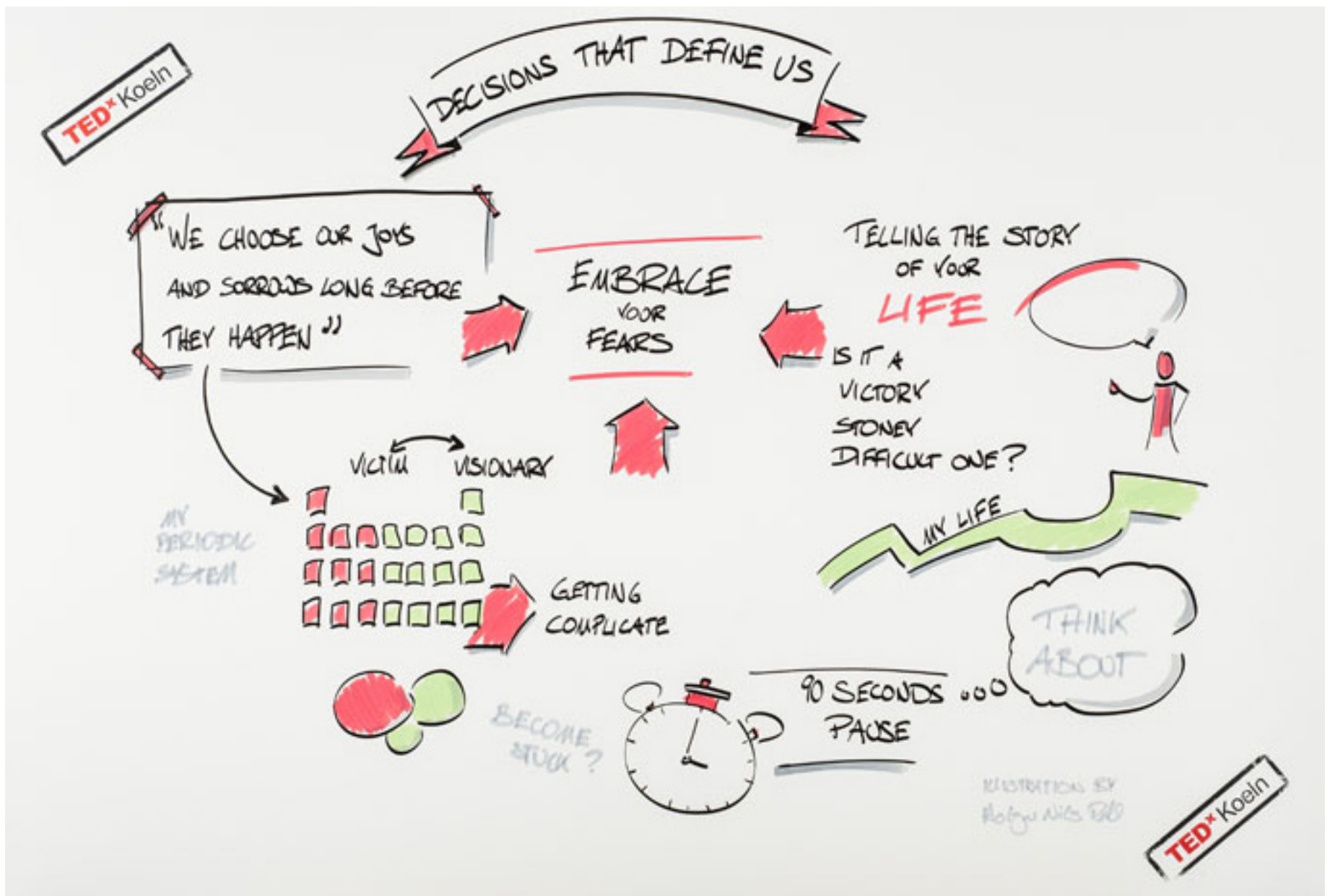


1. Model
2. Black backdrop
3. Shoot through umbrella, 40"/100cm with Speedlite GN58, 1/4 power
4. DSLR, 100mm, 1/200s, f/1, ISO200, WB 5600K

Video: <http://www.goodlightmag.com/0114body>



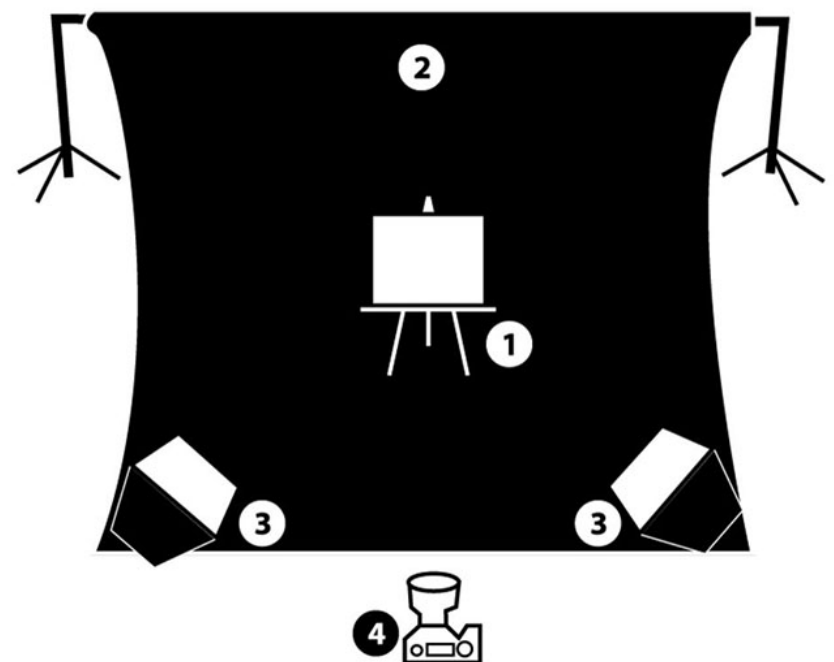
0089 Art Reproduction




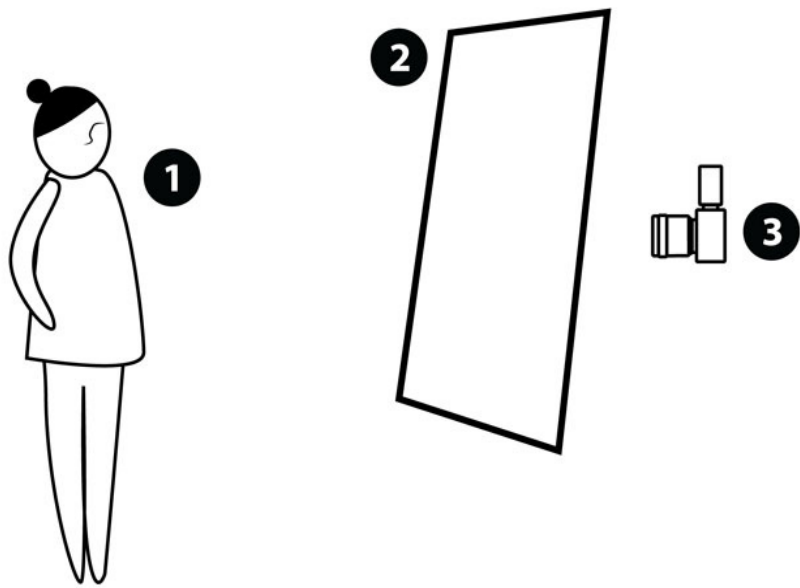
1. Easel with canvas
2. Black seamless backdrop
3. Softboxes Phottix Easy-up 60 x 90 cm, angled via Phottix Multiboom, Speedlights Mitros (GN58) on 1/2 power
4. Camera 5D MK III with 85mm prime lens, f/11, ISO 160, 1/200s

Video: <http://www.goodlightmag.com/0115repro>

Source: <http://www.goodlightmag.com/magazine-issue-07>



0090 Outdoor Portrait with Reflector



1. Model
2. Reflector California Sunbounce, 90x125cm
3. Camera

Source: <http://www.goodlightmag.com/magazine-issue-08>

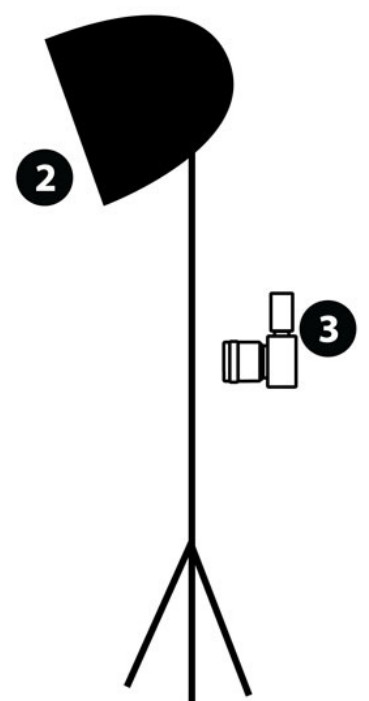
0091 Outdoor Portrait with Flash



1. Model
2. Softbox 60x90cm on a multiboom, Speedlight Phottix Mitros at approx. 1/4 power
3. Camera Canon 5D MK III, 50mm

Video: <http://www.goodlightmag.com/0116out>

Source: <http://www.goodlightmag.com/magazine-issue-08>

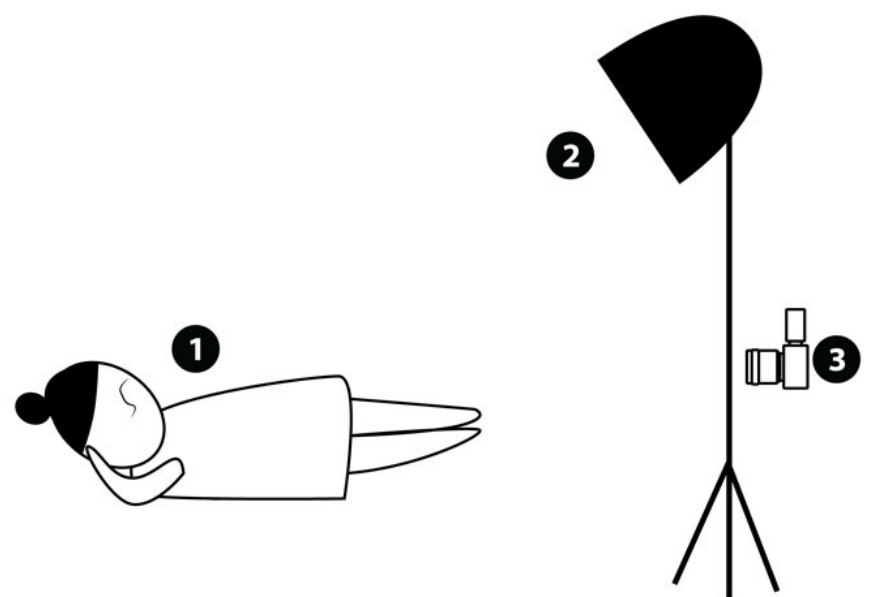


0092 Outdoor Laying with Flash



1. Model
2. Softbox 60x90cm on a multiboom, Speedlight Phottix Mitros at approx. 1/4 power
3. Camera Canon 5D MK III, 50mm

Source: <http://www.goodlightmag.com/magazine-issue-08>



0093 Natural Softbox

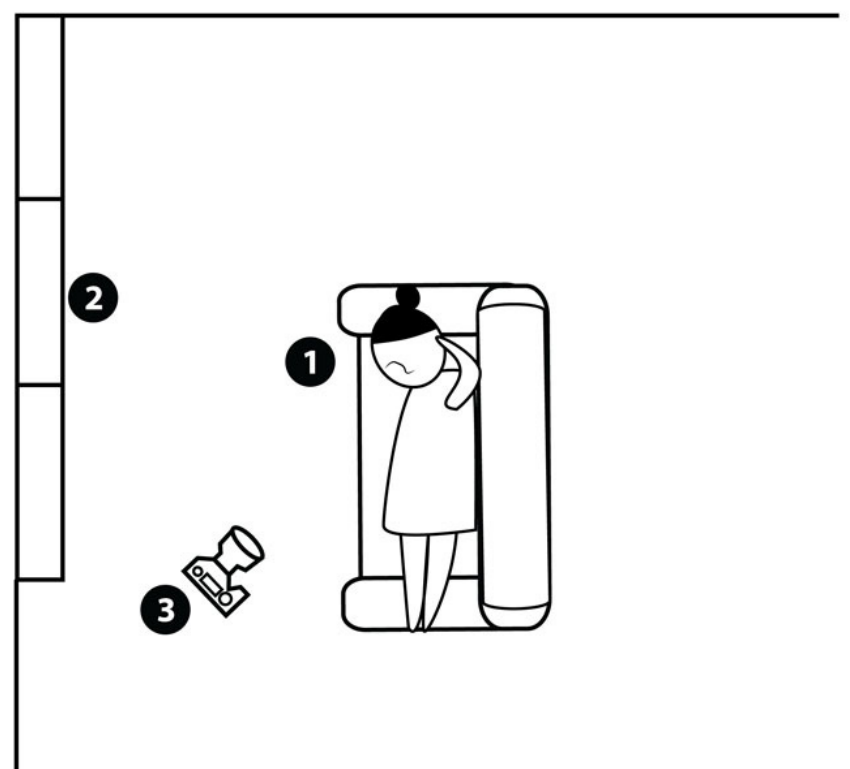


1. Model
2. Window
3. Camera - Canon EOS 5D Mk III,
EF50mm f/1.4 USM, ISO 400, 1/125,
f/2.5

Video: <http://www.goodlightmag.com/0117soft>

© by Jacques Rattaz, <http://www.glam-boudoir.ch>

Source: <http://www.goodlightmag.com/magazine-issue-08>

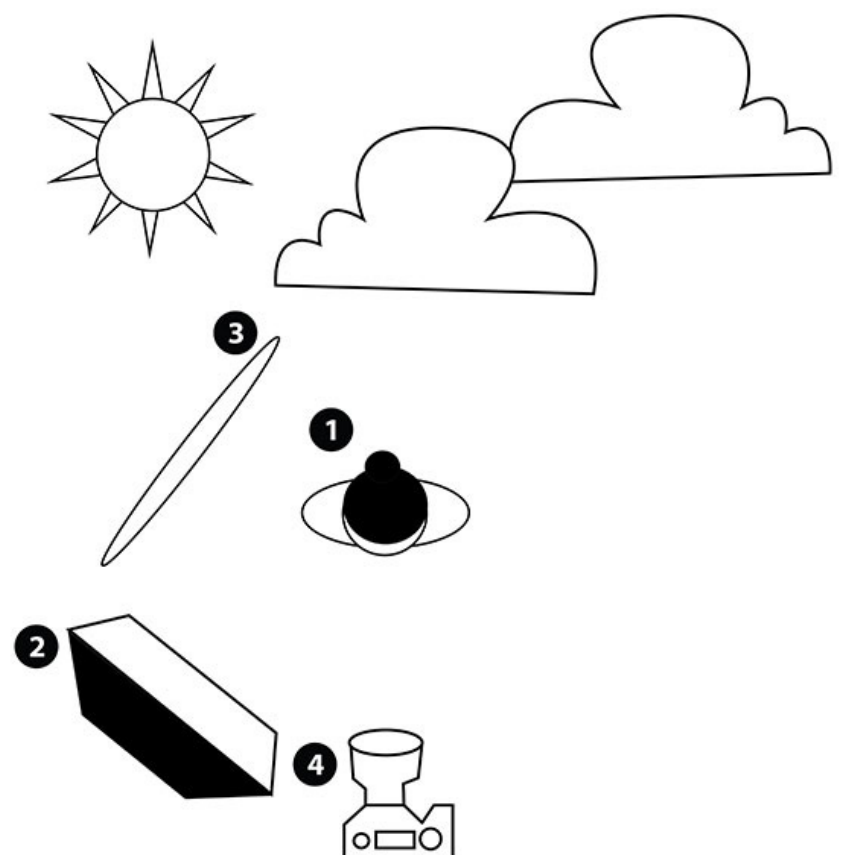


0094 Softbox Outdoor




1. Model
2. 60 x 90cm Softbox, Speedlight GN 58, 1/4 power (in the tunnel decreased to 1/8 power)
3. Reflector, used as gobo to block the sun from hitting the models where necessary
4. Full Frame DSLR, Manual at f/2.8 (for one scene we used f/4), 1/200s, ISO100

Video: <http://www.goodlightmag.com/0118soft>



0095 Steamy Shower

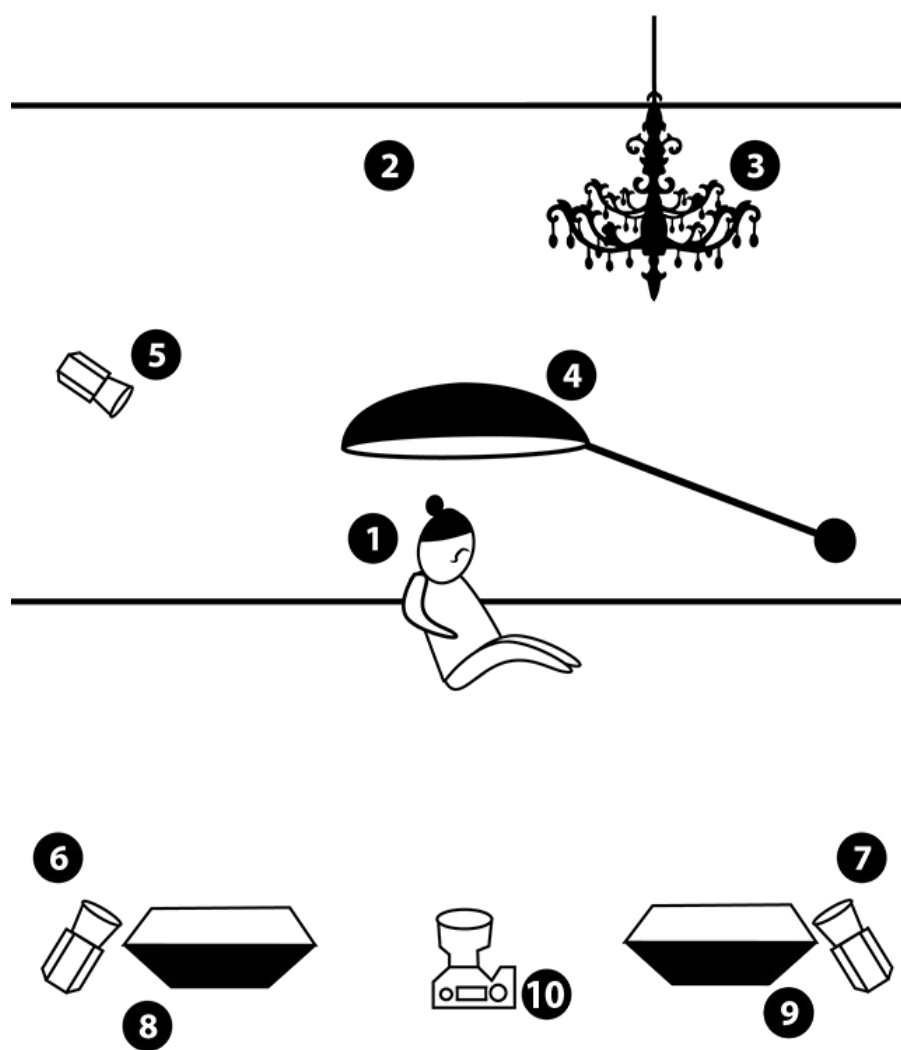


1. Model, Glycerine spray on body for wet look
2. Black velvet backdrop
3. Luna Octabox with Mitros+ Speedlight on 1/4 power
4. Mitros+ Speedlight on 1/4 power, CTO Gel, Rogue FlashBender Reflector as a gobo
5. Acrylic glass, 150x50 cm, 2 mm thick, sprayed with water
6. Canon 5D MK III, ISO 320, 50 mm, f/4.0 1/200 sec

Video: <http://www.goodlightmag.com/0119shower>

Source: <http://www.goodlightmag.com/magazine-issue-09>

0096 Haute Couture

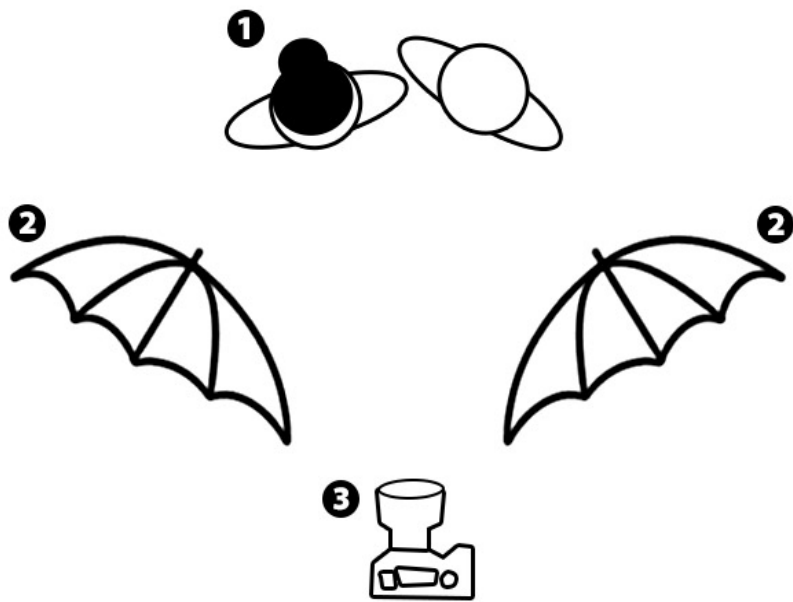


1. Model
2. Intricate background
3. Chandeliers
4. Priolite MBX 500 with grid fixed to heavyduty boom
5. Lupolux 650 LED Fresnel creating hair and helping with background separation
6. Lupolux 1000 LED Fresnels with cosmetic gels – these lights help to pick up the jewelry and dress
7. Lupolux 1000 LED Fresnels with cosmetic gels
8. Priolite MBX 500 with medium soft boxes and cosmetic gels – lights set 1.2 stops lower than main light to offer fill
9. Priolite MBX 500 with medium soft boxes and cosmetic gels
10. Nikon D800E set at 1/125 f2.8 ISO 200

© by Miss Aniela, <http://www.missaniela.com>

Source: <http://www.goodlightmag.com/magazine-issue-09>

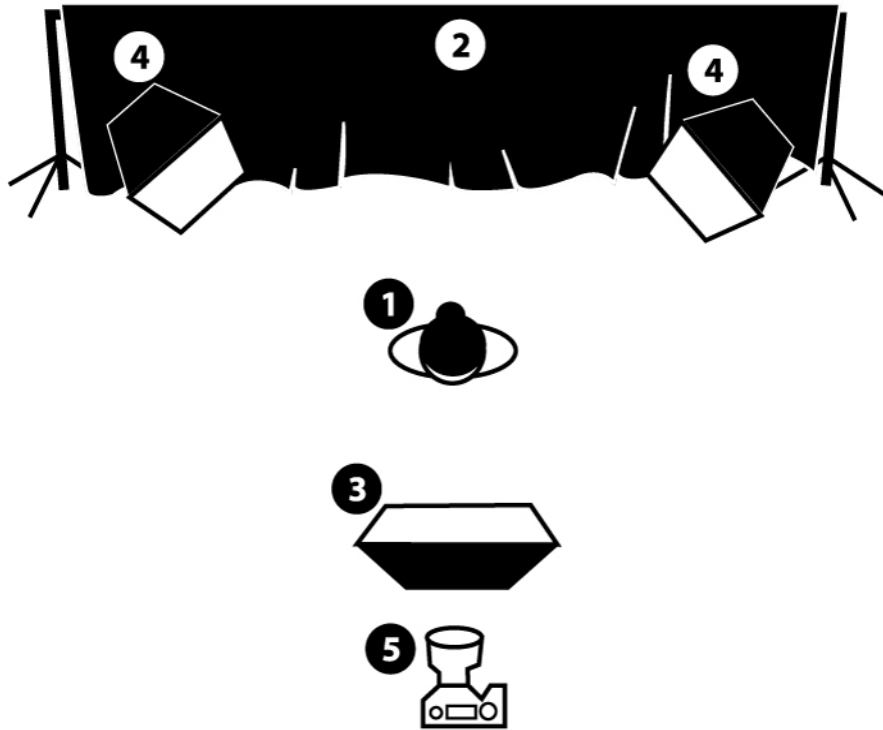
0097 Blue Skies



1. Subjects posing in front of the scenery with lake and mountains
2. Two shoot through umbrellas with speedlights, guide number 58 on about 1/8th power
3. Camera with APS-C sized sensor, ISO 200, f/8.0, 1/160 sec, zoom @ 22 mm

Video: <http://www.goodlightmag.com/0120blue>

0098 Black Curtain Backdrop

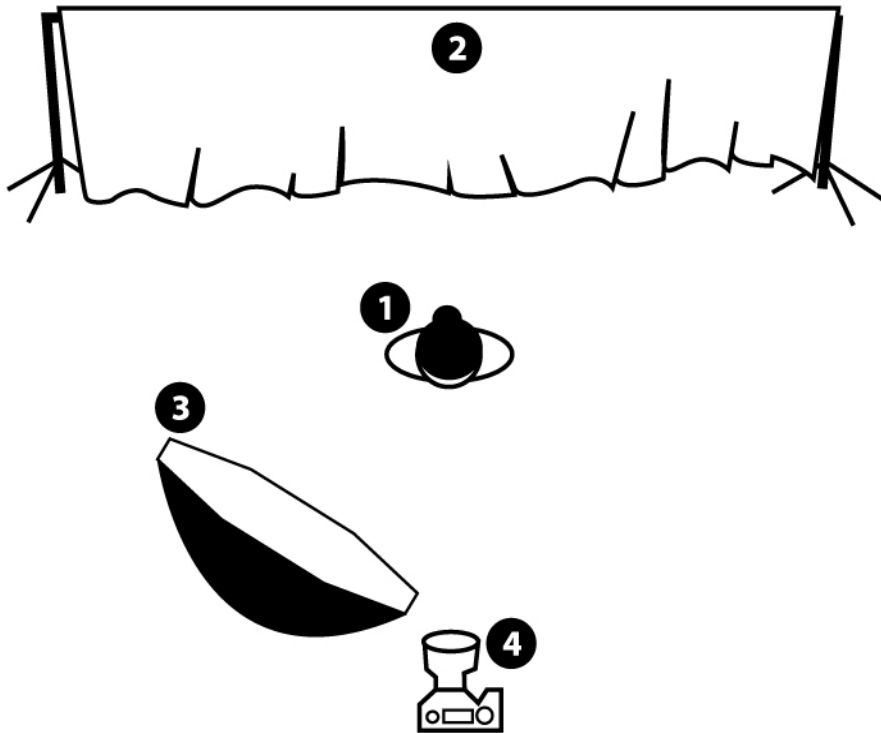


1. Model
2. Black fabric backdrop
3. Softbox, 70 cm x 70 cm, Speedlight GN 58, 1/4 power
4. Softboxes, 60 cm x 90 cm, Speedlight GN 58, 1/4 power
5. 5D MK III, Manual at f/8, ISO320

Video: <http://www.goodlightmag.com/0121white>

Source: <http://www.goodlightmag.com/magazine-issue-09>

0099 Off-White Curtain Backdrop



1. Model
2. Off-white fabric backdrop
3. Octa-softbox, 43", Speedlight GN 58, 1/4 power
4. 5D MK III, Manual at f/11, ISO320, 50mm

Video: <http://www.goodlightmag.com/0121white>

Source: <http://www.goodlightmag.com/magazine-issue-09>

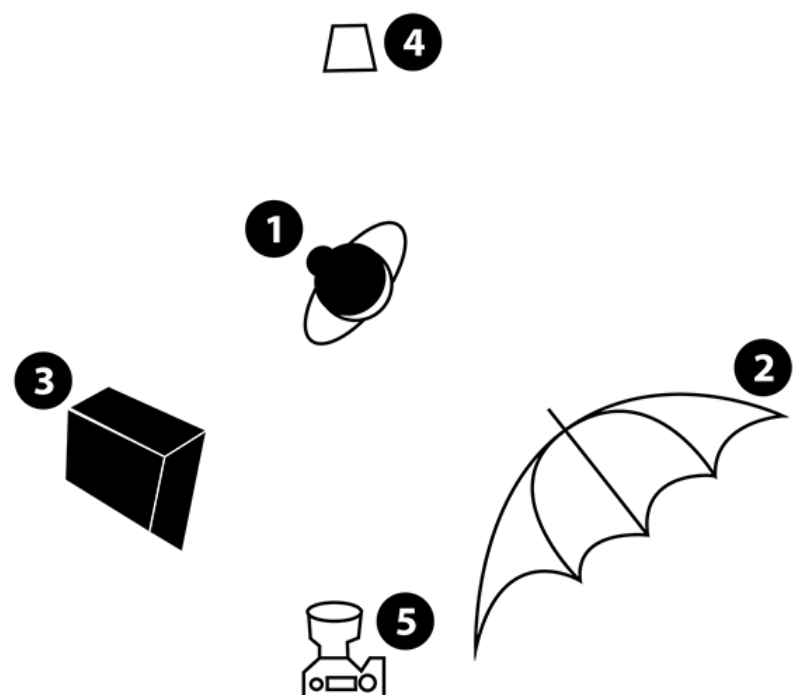
0100 Wedding Venue



1. Model
2. Profoto B1 with Phottix ParaPro 72" Umbrella, gelled ½ CTO
3. Profoto B1 with 50cm x 50cm softbox, gelled ½ CTO
4. Speedlight (bare, no gel)
5. Camera

© by Eric Younkin, <http://www.eric-younkinphotography.com>

Source: <http://www.goodlightmag.com/magazine-issue-09>



Contents

- One Light
 - Two Lights
 - Multiple Lights
 - Available Light
 - 0001 Inside White Sphere
 - 0002 White Sphere Onelight
 - 0003 Bright Flexible Portrait
 - 0004 Dark Flexible Portrait
 - 0005 Urban Fashion Floor
 - 0006 Urban Fashion Print
 - 0007 Directional Beauty Portrait
 - 0008 Shopping Bag Portrait
 - 0009 Showercurtain Softbox
 - 0010 Showercurtain and Kicker
 - 0011 Present on White
 - 0012 Present in Livingroom
 - 0013 Three-Point Candle-Light
 - 0014 Snowy Bodyscapes
 - 0015 Umbrella Hanging in Hotel
 - 0016 Color Patch Artistic
 - 0017 Octabox Side Lighting
 - 0018 Octabox Back Lighting
 - 0019 Octabox Side Portrait
 - 0020 Kitchen Paper Striplight
 - 0021 Gridded Dish Portrait
 - 0022 Good Friday Fashion
 - 0023 Neo Noir Lighting
 - 0024 Onelight Rembrandt Lighting
 - 0025 Rembrandt Opposite Background
 - 0026 Rembrandt Opposite Kicker
 - 0027 Softbox Door
 - 0028 Daylight at Beach
 - 0029 Daylight in Room
 - 0030 Large Umbrella Cover Light
 - 0031 Outdoor Portrait HSS
 - 0032 Outdoor Onelight at Wall
 - 0033 Hard Speedlights Under Ceiling
 - 0034 Babybelly Bright Background
 - 0035 Porcelaine Portrait
 - 0036 Fashion on Location
 - 0037 One Light, Umbrella Close
 - 0038 Vertical Lighting Sandwich
 - 0039 Color Themed Portrait Light
 - 0040 Color Themed Backlight Portrait
 - 0041 Lower Back Low Key
 - 0042 One Light, Umbrella Far
 - 0043 Clamshell Cross Catchlight
 - 0044 Low Angle High Key
 - 0045 Babybelly Black Background
 - 0046 Jewelry Advertisement Lighting
 - 0047 Small Room Bodyscapes
 - 0048 One Light plus Accent
 - 0049 High-Key Portrait Light
 - 0050 Three-Point Lighting
 - 0051 Cosmetic Beauty Lighting
 - 0052 Contrasty Headshots
 - 0053 Babybelly Bright Sandwich
 - 0054 On Location Portraits
 - 0055 Amplified Fireplace
 - 0056 Lighting Sandwich plus Accent
 - 0057 Lighting Sandwich Reversed
 - 0058 High Depth of Field Light
 - 0059 Soft Light with Attitude
 - 0060 Beauty Portrait Bed
 - 0061 Backlighting for Stage Feeling
 - 0062 Soft Babybelly light
 - 0063 Beauty Portrait Window
 - 0064 Color Gelled Outdoor Portraits
 - 0065 Punchy Triangle Light
 - 0066 Babybelly Top Lighting
 - 0067 Lightblaster white walls
 - 0068 Lightblaster + Sandwich
 - 0069 Backlight Artistic Fabric Photos
 - 0070 Available Light as Fill
 - 0071 Simulated Side-Sun lighting
 - 0072 Hard Flash in Big Room
 - 0073 Soft Light Panorama Window
 - 0074 Hard Room Light
-

0075 Mirroring Big Reflectors
0076 One Light plus Accent Light
0077 Babybelly Silhouette
0078 Jewelry Product Lighting
0079 Low Key Ad Lighting
0080 Backdrop on Location
0081 On/Off-Camera Flash
0082 Backlight Bounce
0083 Laptop Lighting
0084 Minds Unveiled Female
0085 Minds Unveiled Male
0086 Onelight Clamshell
0087 Flash at Fireplace
0088 One Light Body Details
0089 Art Reproduction
0090 Outdoor Portrait with Reflector
0091 Outdoor Portrait with Flash
0092 Outdoor laying with flash
0093 Natural Softbox
0094 Softbox Outdoor
0095 Steamy Shower
0096 Haute Couture
0097 Blue Skies
0098 Black Curtain Backdrop
0099 Off-white Curtain Backdrop
0100 Wedding Venue

Register for Updates

In order to receive download links to future versions of this eBook, please register the email address that you used to purchase this ebook.

Future versions will contain corrections and additional lighting setups

<http://www.goodlightmag.com/notebook-register>



Lighting Notebook

Good Light! Magazine



Copyright 2015 by Zelbel Ltd & Co.KG. ALL RIGHTS RESERVED.

This book contains material protected under International Copyright Laws and Treaties. Any unauthorized reprint or use of this material is prohibited. No part of this book may be reproduced or transmitted in any form or by any means, electronic or mechanical, including photocopying, recording, or by any information storage and retrieval system without express written permission from the author.